



with renewable energy!



the reliable  
Hungarian manufacturer

A large, abstract image featuring a close-up of a person's face, specifically their eyes and nose, partially obscured by blue geometric shapes. The image is framed by a white border. The text "PRODUCT CATALOGUE" is overlaid on a white arrow-shaped background pointing to the right.

# PRODUCT CATALOGUE

HAJDU



# 70 | HAJDU GROUP

Since 1952 



We must observe and continue the traditions of our more than 70-year-old Company Group, the culture of mutual respect, as well as the appreciation of our companies in our environment and by partners, and our recognition as a conservatively organised local company that operates reliably and provides security.

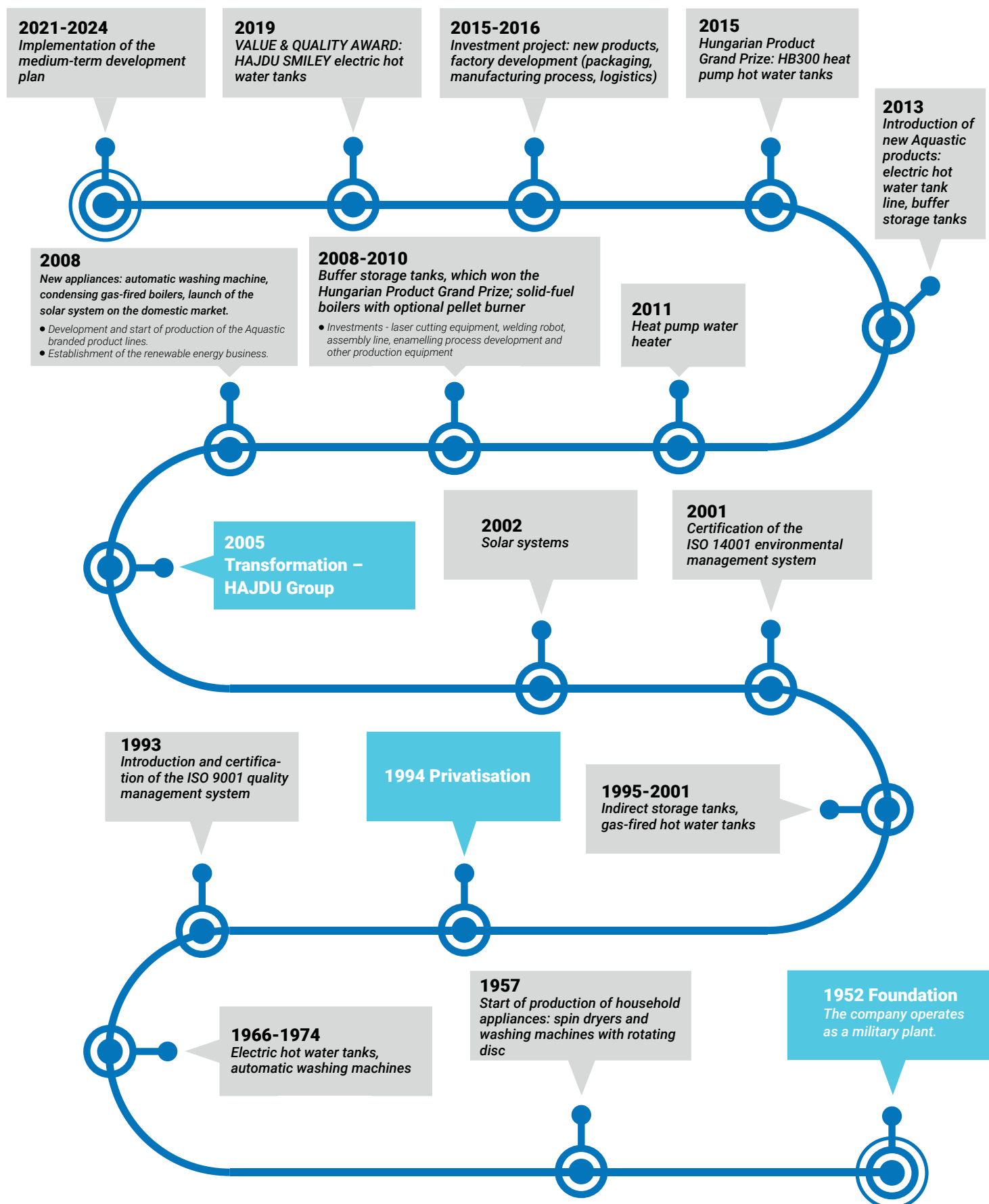
HAJDU Group is recognised by our partners and customers, both in Hungary and abroad, as a reliable player in our economy, due mainly to our durable, excellent quality, reliable products.

All these have allowed, and will allow us in the future to ensure employment for our nearly 600 employees, as well as continuously growing living standard for their families.

Our aim is to further increase the good reputation and recognition of our companies building on our traditions.

Lajos Novotni  
President of HAJDU Group

# HISTORY



# TABLE OF CONTENTS

Introduction by the President.....	3
History .....	4
Product matrix.....	6
Electric hot water storage tanks.....	6
Indirectly heated hot water tanks .....	8
Buffer storage tanks.....	10
Electric hot water storage tanks.....	13
Electric hot water storage tanks (ZA/ZF10, AQ10A/F) .....	14
Electric hot water tanks, wall mounted vertical models (Z...ErP).....	15
Electric hot water tanks, wall mounted vertical models (Z...C ErP).....	16
Electric hot water tanks, wall mounted vertical models (C...S).....	17
Electric hot water tanks, wall mounted vertical models (SY...R).....	18
Electric hot water tanks, wall mounted vertical models (Z...SMART) .....	19
Electric hot water tanks, wall mounted horizontal models (ZV...ErP).....	20
Electric hot water tanks, floor-standing models (Z...S ErP).....	21
Electric hot water tanks, wall mounted vertical models (AQ ECO...ErP).....	22
Electric hot water tanks, wall mounted vertical models (AQ...ECO SLIM).....	23
Electric hot water tanks, wall mounted vertical/horizontal models (AQ F...ErP).....	24
Closed-system electric water heaters, wall-mounted vertical/horizontal models (AQ FLAT...Wifi ErP).....	25
Indirectly heated hot water storage tanks.....	26
Indirectly heated hot water tanks, wall mounted models (AQ IDE...F).....	27
Indirectly heated hot water tanks, wall mounted models (IDE/IND...F ErP) .....	28
Indirectly heated hot water tanks, floor-standing models (IDE/IND...S ErP) .....	29
High-performance indirectly heated hot water tanks, floor-standing models (HR-N...).....	30
High-performance indirectly heated hot water tanks, floor-standing models (STXL 120-160C) .....	31
High-performance indirectly heated hot water tanks, floor-standing models (STXL 200-300C).....	32
High-performance indirectly heated hot water tanks, floor-standing models (STXL 400-900C) .....	33
Multi-energy (solar) storage tanks, floor-standing models (STA200-300C/C2).....	34
Multi-energy (solar) storage tanks, floor-standing models (STA400-1000C/C2).....	35
Multi-energy (solar) storage tanks, floor-standing models (AQ STA...C/C2).....	36
Storage tanks (empty) heated by an external heat exchanger, floor-standing models (HD) .....	37
Heat pump appliances .....	38
Heat Pump hot water tanks, floor-standing models (HB...) .....	39
Heat Pump hot water tanks, floor-standing models (HPT).....	40
Air-to-water heat pump (HPAW 4-16 kW) .....	41
Air-to-water heat pump (HPAW 18-30 kW) .....	42
Heat Pump systems.....	43
Heat Pump systems .....	44
Electric open outlet water heaters.....	45
Open outlet water heaters supplying one water withdrawing location (AQ 5 F/AQ 5 A; FT10/FT10A; MC5/MCA5) .....	46
Buffer storage tanks.....	47
Heating buffer storage tanks (PT...) .....	48
Heating storage tanks (AQ PT...ErP).....	49
Heating-cooling buffer storage tanks (PT HC...).....	50
Gas-fired appliances.....	51
Gas-fired hot water tanks, chimney vented and non chimney vented design (GB...).....	52
Condensing gas boilers (HGK Smart..., HGK...).....	53
Electric boiler .....	54
Electric boiler (HEK...) .....	55
Solar collectors.....	56
Selective flat plate collectors (M5-210, Prisma).....	57
Solar systems.....	58
Solar systems.....	59
Solar systems (HB systeme, Flowsol solar station) .....	60
Single room energy recovery ventilator.....	61
Single room energy recovery ventilator (AIR HR 60) .....	61
Retrofittable heaters.....	62



Electrical or electronic equipment included in this Product Catalogue contain components (for example, cables) which, after becoming waste, are classified as hazardous wastes. Hazardous substances in electrical, electronic equipment have a harmful impact on the environment (in particular, the soil and groundwater) and human health, if they are not used and operated in compliance with the relevant environmental regulations. Thus, you are requested to comply with the following requirements, in the interest of environmental protection:



CONFORMS TO THE  
EUROPEAN SAFETY  
REGULATIONS

- Electrical and electronic equipment that has become waste must be collected separately, it may not be placed in the same waste receptacle as municipal wastes, and it cannot be disposed of as municipal waste.
- You can leave used and waste electrical and electronic equipment free of charge at the point of sale, or with any distributor selling electrical and electronic equipment that is identical in nature with or has the same functionality as the used and waste electrical or electronic equipment.
- By proceeding this way, you can play a valuable role in the reuse, and preparation for reuse of electrical and electronic equipment, and in the reduction of the quantity, the recovery or other forms of recycling of electrical and electronic equipment that has become waste.
- As a manufacturer, we will bear all costs arising in connection with the fulfilment of the abovementioned obligations and expectations. Furthermore, we commit ourselves to paying these costs by issuing the present declaration.



CONFORMS TO THE  
EUROPEAN ENERGY  
EFFICIENCY  
REGULATIONS

For information about products and warranty conditions, please visit [www.hajdurt.hu](http://www.hajdurt.hu). The images and drawings shown in this catalogue are for illustration purposes only; we do not take responsibility for any discrepancies. Detailed technical specifications of each product can be found in the respective user manual. HAJDU Zrt. reserves the right to implement changes.

Valid from May 2025



# ELECTRIC HOT WATER STORAGE TANKS

ELECTRIC HOT WATER STORAGE TANKS					
SMALL-CAPACITY		WALL-MOUNTED, VERTICAL			
ZF/ZA 10	AQ10F/A	Z...ERP	Z...C ERP	C...S	SY...R
					
page 14	page 14	page 15	page 16	page 17	page 18
VOLUME [Litre]					
10		30; 50; 80; 100; 120; 150; 200		50; 80; 120; 150; 200	80; 120; 150
MAXIMUM LOAD PROFILE					
XS		S - M - L		M - L	
ENERGY EFFICIENCY CLASS					
C	C	C	B-C	B-C	B-C
INNER TANK COATING					
ENAMEL					
INSULATION					
PU FOAM INSULATION					
HEATING ELEMENT TYPE					
TUBULAR HEATER			STEATITE		
TEMPERATURE CONTROL					
UNVENTED	MANUAL			DIGITAL	
ELECTRIC POWER [kW]					
1,2 / 2	1,6 / 2	1,8 / 2,4	1,2 / 1,8 / 2,4	1,2 / 2,4	1,6 / 2,4
THREE-PHASE COMPATIBLE (kW)					
-					
PROGRAMMABLE					
-					

# ELECTRIC HOT WATER STORAGE TANKS







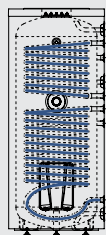
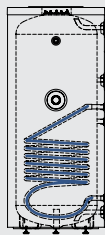
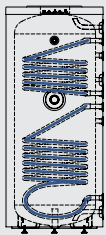
WALL-MOUNTED, VERTICAL			WALL-MOUNTED VERTICAL / HORIZONTAL		WALL-MOUNTED, HORIZONTAL	FLOOR-STANDING
Z...SMART	AQ ECO...ERP	AQ.. ECO SLIM	AQ F...ERP	AQ FLAT... WIFI ERP	ZV...ERP	Z...S ERP
						
page 19	page 22	page 23	page 24	page 25	page 20	page 21
VOLUME [Litre]						
30; 50; 80; 120; 150; 200	30; 50; 80; 100; 120; 150; 200	30; 50; 80	50; 80; 120	50; 80; 100	80; 120; 150; 200	150; 200; 300
MAXIMUM LOAD PROFILE						
S - M - L	S - M	M - L	M	M - L - XL	L - XL	
ENERGY EFFICIENCY CLASS						
B-C	C	C	C	B	C	C
INNER TANK COATING						
ENAMEL						
INSULATION						
PU FOAM INSULATION						
HEATING ELEMENT TYPE						
STEATITE	TUBULAR HEATER					
TEMPERATURE CONTROL						
MANUAL				DIGITAL + APP	MANUAL	
ELECTRIC POWER [kW]						
1,8 / 2,4	1,8	1,2+0,8		1,2 / 1,8 / 2,4	2,4 / 3,2	
THREE-PHASE COMPATIBLE (kW)						
-						3 x 0,8 / 3 x 1,066
PROGRAMMABLE						
	-			WIFI	-	



# INDIRECTLY HEATED HOT WATER TANKS

INDIRECTLY HEATED HOT WATER TANKS						
INDIRECT DHW STORAGE TANKS			HIGH-CAPACITY INDIRECT DHW STORAGE TANKS			
AQ IDE...F	IDE/IND...F STEA	IDE/IND...S STEA	HR-N	STXL 120-160C	STXL 200-300C	STXL 400-500C
						
						
page 27	page 28	page 29	page 30	page 31	page 32	page 33
VOLUME [Litre]						
75; 100; 120; 150; 200	75; 100; 150; 200	100; 150; 200	120; 160	120; 160	200-300	400; 500
ENERGY EFFICIENCY CLASS						
C	C	C	B	B	C	B
INNER TANK COATING						
ENAMEL						
INSULATION						
PU FOAM INSULATION						100 mm FELT; PU FOAM INS.
NUMBER OF HEAT EXCHANGERS						
1	1	1	1	1	1	1
RATED OPERATING PRESSURE [MPa]						
0,6				1		
HEATING ELEMENT TYPE						
TUBULAR HEATER	STEATITE		-	STEATITE		
✓	✓	✓	✓	✓	✓	✓
✓	✓	✓				
			✓	✓	✓	✓







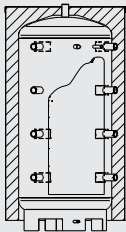
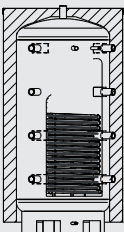
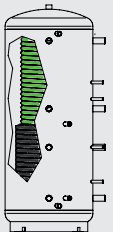
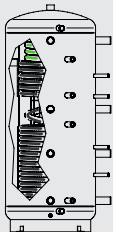
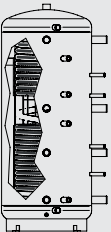
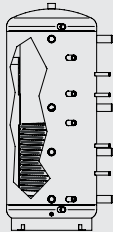





















# INDIRECTLY HEATED HOT WATER TANKS

HIGH-CAP. INDIRECT DHW STORAGE TANKS	MULTI-ENERGY (SOLAR) HEATED STORAGE TANKS						STORAGE TANKS HEATED BY EXT. HEAT EXCHAN.
STXL 750-900C	STA STEA C	STA STEA C2	STA C	STA C2	AQ STA C	AQ STA C2	HD
							
							
page 33	page 34	page 34	page 35	page 35	page 36	page 36	page 37
VOLUME [Litre]							
750; 900	200; 300		400; 500; 800; 1000		200; 300		200; 300; 400; 500; 800; 1000; 1500; 2000
ENERGY EFFICIENCY CLASS							
C	C	C	C	C	C	C	C
INNER TANK COATING							
ENAMEL							
INSULATION							
100 mm FELT; PU FOAM INS.	PU FOAM INSULATION		PU FOAM INSULATION + OUTER CASING		PU FOAM INSULATION		
NUMBER OF HEAT EXCHANGERS							
1	1	2	1	2	1	2	0
RATED OPERATING PRESSURE [MPa]							
1	0,6		0,6; 1		0,6		0,8; 1
HEATING ELEMENT TYPE							
STEATITE							TUBULAR HEATER
✓	✓	✓	✓	✓	✓	✓	✓
	✓	✓	✓	✓	✓	✓	
		✓		✓		✓	
✓							
							✓








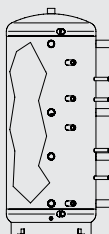
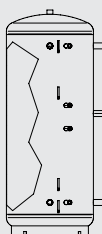
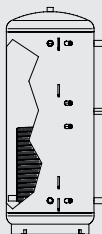
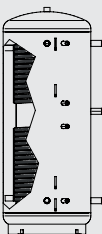
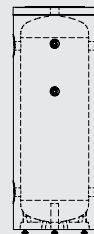
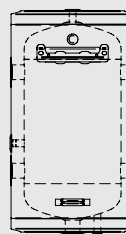
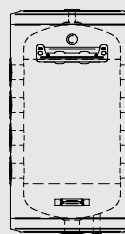




# BUFFER STORAGE TANKS

BUFFER STORAGE TANKS					
HEATING BUFFER STORAGE TANKS					
PT300 ERP	PT300C ERP	PT...CF.2	PT...C2F.2	PT..C2.2	PT..C.2
					
					
page 48	page 48	page 48	page 48	page 48	page 48
VOLUME [Litre]					
300		500; 750; 1000			
ENERGY EFFICIENCY CLASS					
C	C	500 l: B			
INNER TANK COATING					
UNTREATED SURFACE					
INSULATION					
PU FOAM INSULATION		EPS + GRAPHITE + PES			
NUMBER OF HEAT EXCHANGERS					
-	1	1	3	2	1
MAXIMUM OPERATING PRESSURE (Tank) [MPa]					
0,3					
MAXIMUM OPERATING PRESSURE (Bottom heat exchanger) [MPa]					
-	0,6	-	0,6		
MAXIMUM OPERATING PRESSURE (Top heat exchanger) [MPa]					
-			0,6		-
MAXIMUM OPERATING PRESSURE (Stainless steel heat exchanger) [MPa]					
-		1		-	
HEATING ELEMENT TYPE					
TUBULAR HEATER CAN BE INSTALLED					
					
					
					
					
					

# BUFFER STORAGE TANKS

HEATING BUFFER STORAGE TANKS				HEATING-COOLING BUFFER STORAGE TANKS		
PT... .2	AQ PT...ERP	AQ PT...C ERP	AQ PT...C2 ERP	PT HC..	PT HC..F	PT HC...F 4+4
						
						
page 48	page 49	page 49	page 49	page 50	page 50	page 50
VOLUME [Litre]						
500; 750; 1000	500; 750; 1000; 1500; 2000			100; 200	60; 80; 100	60
ENERGY EFFICIENCY CLASS						
500 l: B	500 l: C			100 l: B; 200 l: C	B	
INNER TANK COATING						
UNTREATED SURFACE						
INSULATION						
EPS + GRAPHITE + PES	PES FOAM INSULATION			PU FOAM INSULATION		
NUMBER OF HEAT EXCHANGERS						
-	-	1	2	-		
MAXIMUM OPERATING PRESSURE (Tank) [MPa]				RATED OPERATING PRESSURE [MPa]		
0,3				0,3		
MAXIMUM OPERATING PRESSURE (Bottom heat exchanger) [MPa]						
-	-	0,6		-		
MAXIMUM OPERATING PRESSURE (Top heat exchanger) [MPa]						
-	-	0,6		-		
MAXIMUM OPERATING PRESSURE (Stainless steel heat exchanger) [MPa]						
-	-			-		
HEATING ELEMENT TYPE						
TUBULAR HEATER CAN BE INSTALLED						
✓	✓	✓	✓	✓	✓	✓
		✓	✓			
			✓			
				✓	✓	✓
✓	✓	✓	✓			







# ELECTRIC HOT WATER STORAGE TANKS

**Electric hot water storage tanks** are designed to supply hot water needs. The tank of electric water heaters is made of steel, while protection against corrosion is ensured by a special titanium enamel coating and magnesium active anode. These appliances can supply multiple water withdrawal locations and faucets with shower. The thermal insulation of the appliances consists of freon-free polyurethane insulating foam. The versions with metal housing are applied nanoceramic surface pretreatment.

**Our electric hot water storage tanks are available with HAJDU and AQUASTIC brand names**, from 10 to 300 litres, and with various positioning options: wall mounted vertical, horizontal and floor-standing design.



**hajdu**  
with renewable energy!

# ELECTRIC HOT WATER STORAGE TANKS



INSTALLATION  
WITH ANY FAUCET  
TYPE



CAPABLE OF  
SUPPLYING  
MULTIPLE WATER  
OUTLETS



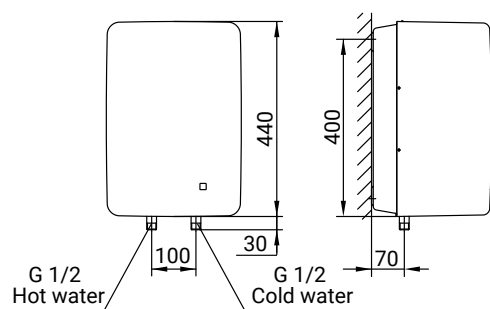
CORROSION  
PROTECTION WITH  
ACTIVE ANODES

## ZF10 ABOVE-SINK INSTALLATION

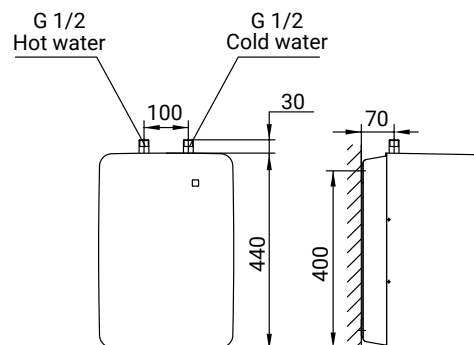


TYPE		ZF10	ZA10
Volume	[litre]	10	
Length	[mm]	440	
Width	[mm]	340	
Depth	[mm]	270	
Water connection		G1/2	
Rated operating pressure	[MPa]	0,6	
Electric power	[kW]	1,2	2
Heat-up time from 15°C to 65°C [minute]		30	18
Weight	[kg]	8	
Hot water temperature	[°C]	max. 75	max. 65
Maximum load profile		XS	XS
Energy efficiency class		C	C

## ZA10 UNDER-SINK INSTALLATION



**10 YEAR  
WARRANTY**  
2 years full  
10 year tank warranty



## AQ10F ABOVE-SINK INSTALLATION



TYPE		AQ10F	AQ10A
Volume	[litre]	10	
Electric power	[kW]	1,6	2
Heat-up time from 15°C to 65°C [minute]		24	18
Rated operating pressure	[MPa]	0,6	
Weight	[kg]	7	
Hot water temperature	[°C]	max. 80	
Maximum load profile		XS	XS
Energy efficiency class		C	C

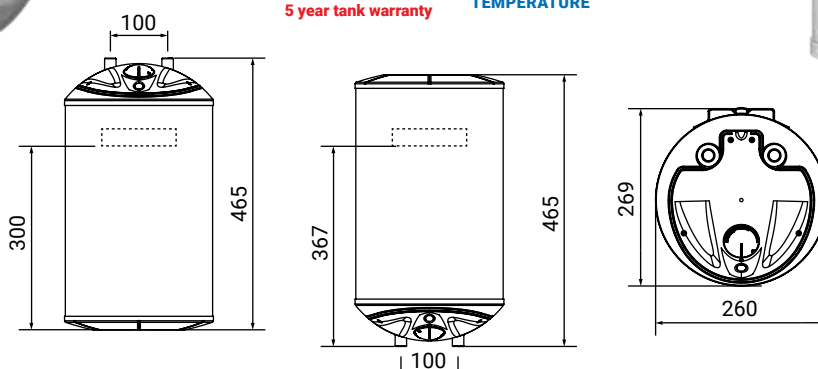
## AQ10A UNDER-SINK INSTALLATION



**5 YEAR  
WARRANTY**  
2 years full  
5 year tank warranty



ADJUSTABLE  
WATER  
TEMPERATURE





EXCELLENT  
THERMAL  
INSULATION



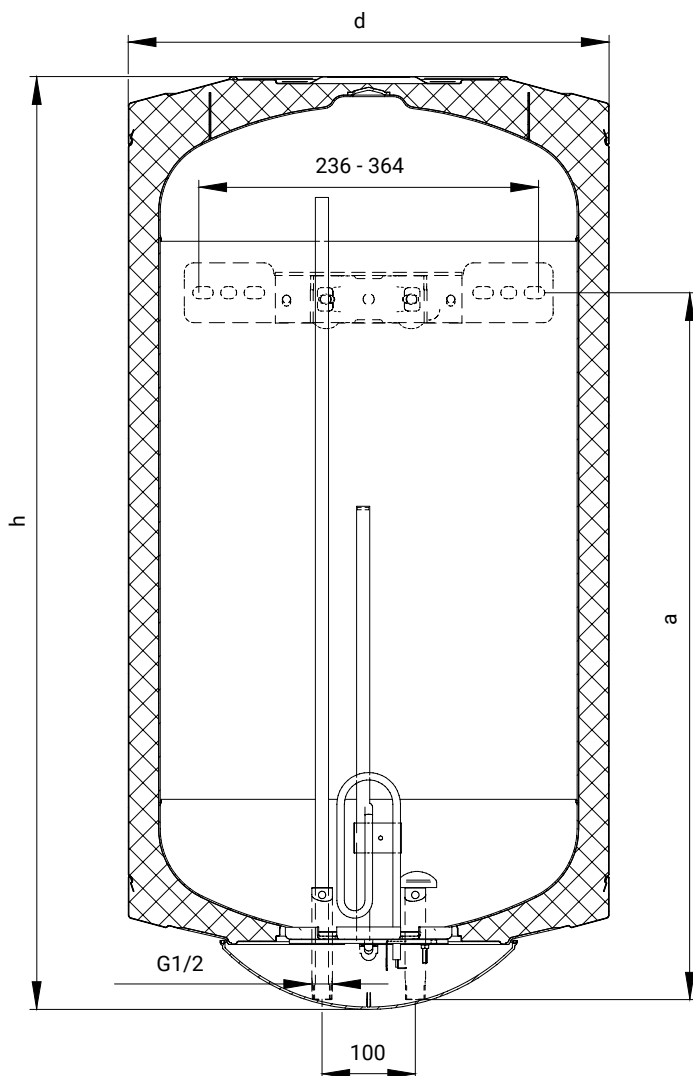
CORROSION  
PROTECTION WITH  
ACTIVE ANODES



ADJUSTABLE  
WATER  
TEMPERATURE

## ELECTRIC HOT WATER STORAGE TANKS, WALL MOUNTED VERTICAL MODELS

### Z...ErP



**10** YEAR  
WARRANTY

2 years full  
10 year tank warranty

TYPE		Z30ErP	Z50ErP	Z80ErP	Z100ErP	Z120ErP	Z150ErP	Z200ErP
Volume	[litre]	30	50	80	100	120	150	200
h	[mm]	548	550	720	870	1000	1195	1510
d	[mm]	410	515					544
a	[mm]	350	350	510	580	760	960	1240
Water connection	[mm]	G1/2						
Rated operating pressure	[MPa]	0,6						
Electric power	[kW]	1,8						2,4
Heat-up time from 15°C to 65°C	[h]	1,0	1,8	2,8	3,5	4,2	5,3	5,3
Weight	[kg]	16	20	25	33	33	39	53
Hot water temperature	[°C]	max. 80						
Maximum load profile		S	M	M	M	L	L	L
Energy efficiency class		C	C	C	C	C	C	C

# ELECTRIC HOT WATER STORAGE TANKS, WALL MOUNTED VERTICAL MODELS



EXCELLENT  
THERMAL  
INSULATION



CORROSION  
PROTECTION WITH  
ACTIVE ANODES



ADJUSTABLE  
WATER  
TEMPERATURE



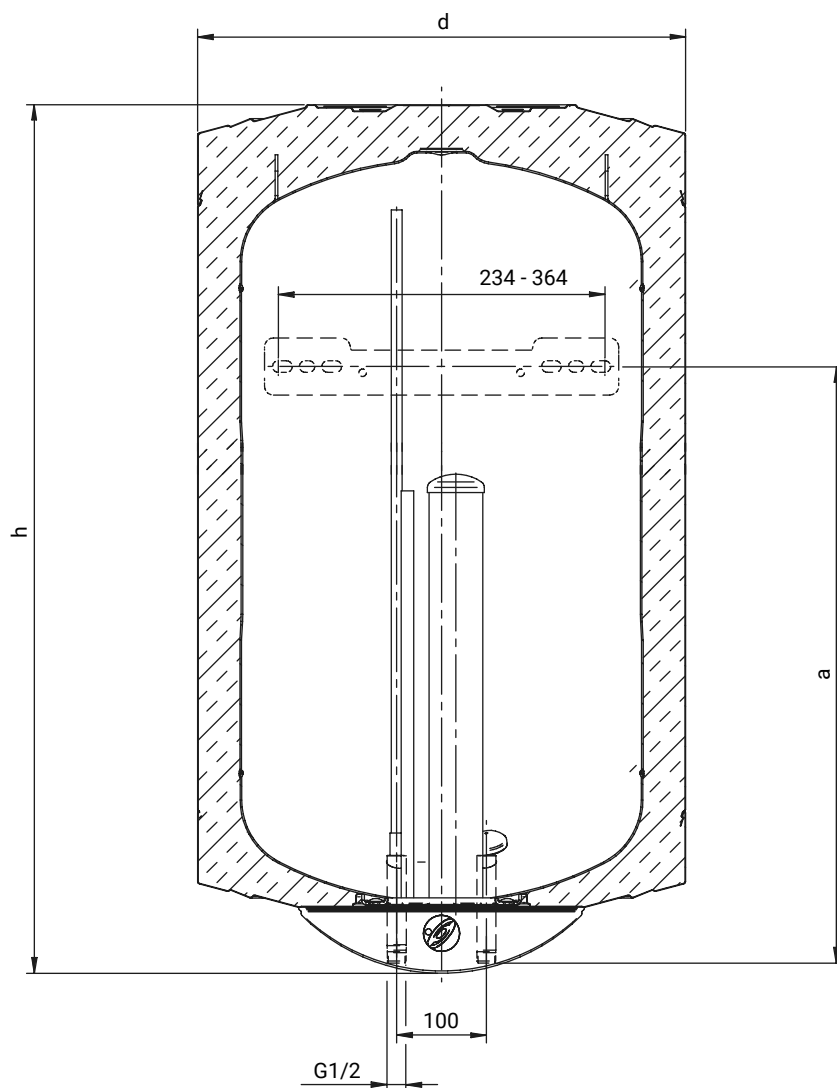
CERAMIC HEATING  
ELEMENT, MINIMAL  
SCALING, LONGER  
SERVICE LIFE

## Z...C ErP



**10**  
YEAR  
WARRANTY

2 years full  
10 year tank warranty



### • STEATITE VERSION

Ceramic heating element enclosed in an enamelled drywell. Minimal limescale build-up. Safe and reliable operation with all water hardness levels.

TYPE		Z 30 C ErP	Z 50 C ErP	Z 80 C ErP	Z 100 C ErP	Z 120 C ErP	Z 150 C ErP	Z 200 C ErP
Volume	[litre]	30	50	80	100	120	150	200
h	[mm]	548	550	720	870	1000	1195	1510
d	[mm]	410	515					544
a	[mm]	350		510	580	760	960	1240
Water connection	[mm]	G1/2						
Rated operating pressure	[MPa]	0,6						
Electric power	[kW]	1,2		1,8				2,4
Heat-up time from 15°C to 65°C	[h]	1,6	2,6	2,8	3,5	4,2	5,3	5,3
Weight	[kg]	17	23	28	33	37	43	55
Hot water temperature	[°C]	max. 80						
Maximum load profile		S	M	M	M	L	L	L
Energy efficiency class		B	C	C	C	C	C	C



SMART CONTROL



CERAMIC HEATING  
ELEMENT, MINIMAL  
SCALING, LONGER  
SERVICE LIFE



EXCELLENT  
THERMAL  
INSULATION

# ELECTRIC HOT WATER STORAGE TANKS, WALL MOUNTED VERTICAL MODELS

  
**hajdu**

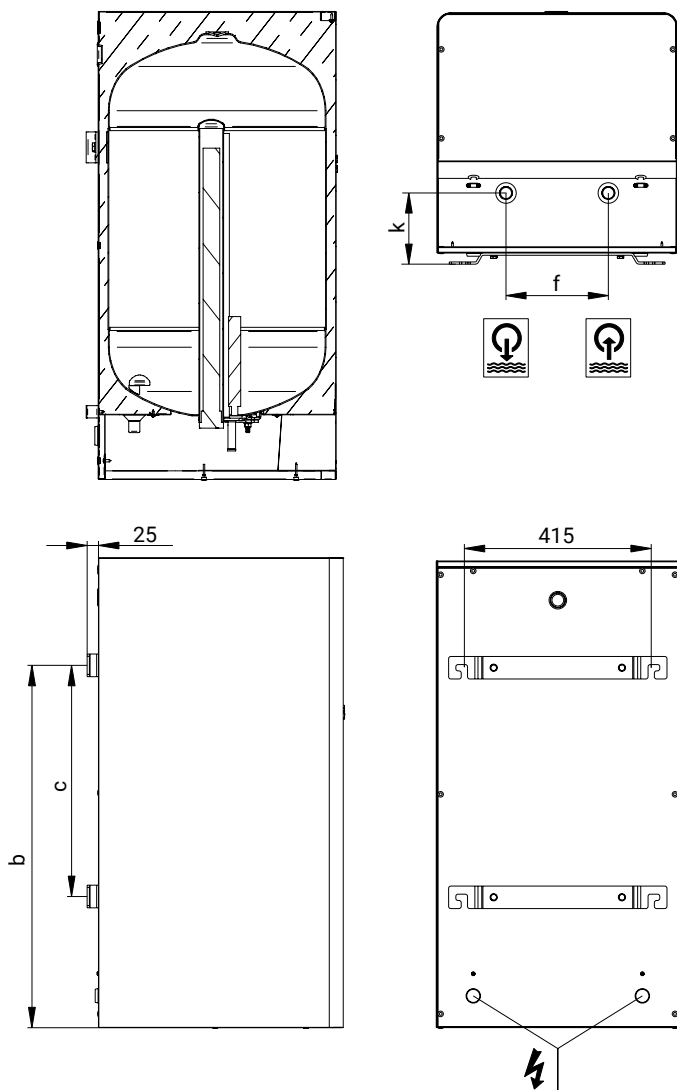
**CUBE**



**C...S**

**10**  
YEAR  
WARRANTY

2 years full  
10 year tank warranty



## • STEATITE VERSION

Ceramic heating element enclosed in an enamelled drywell. Minimal limescale build-up. Safe and reliable operation with all water hardness levels.

TYPE		C50S	C80S	C120S	C150S	C200S
Volume	[litre]	50	80	120	150	200
Lenght	[mm]	587	757	1037		1324
Width	[mm]	490			540	
Depth	[mm]	490			540	
b	[mm]	367	537	817	800	1090
c	[mm]	-			510	802
f	[mm]	100			230	
k	[mm]	100			160	
Water connection		G1/2			G3/4	
Rated operating pressure	[MPa]	0,6				
Electric power	[kW]	1,2	2,4			
Heat-up time from 15°C to 65°C	[h]	2,63	2,11	3,16	3,95	5,27
Weight	[kg]	24	38	49	56	68
Hot water temperature	[°C]	max. 75				
Maximum load profile		M	M	M	L	L
Energy efficiency class		B	B	B	C	C

# ELECTRIC HOT WATER STORAGE TANKS, WALL MOUNTED VERTICAL MODELS



STRATIFIED  
WATER HEATER



CERAMIC HEATING  
ELEMENT, MINIMAL  
SCALING, LONGER  
SERVICE LIFE



EXCELLENT  
THERMAL  
INSULATION

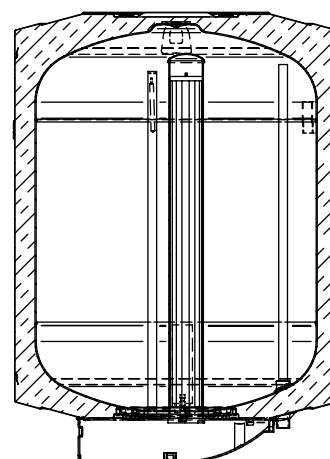
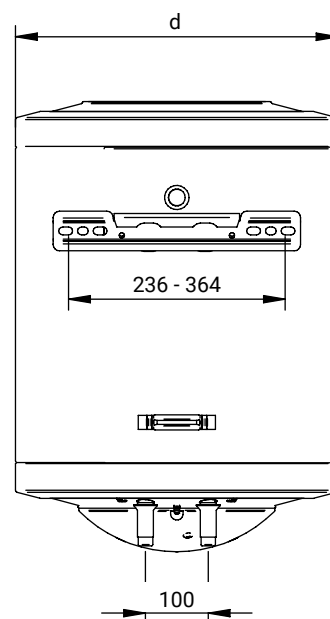
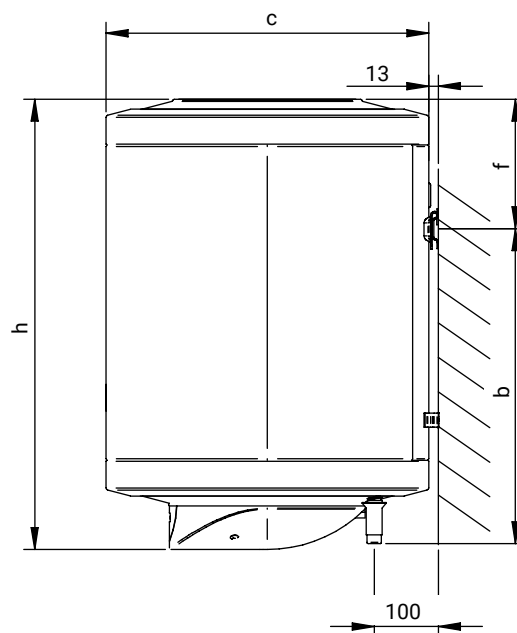
**hajdu**  
**SMILEY**



**SY...R**

**10** YEAR  
WARRANTY

2 years full  
10 year tank warranty



## • STEATITE VERSION

Hajdu's innovative split ceramic heating element enclosed in an enamelled drywell. Minimal limescale build-up. Safe and reliable operation with all water hardness levels.

TYPE		SY80R	SY120R	SY150R
Volume	[litre]	80	120	150
Length (h)	[mm]	730	1020	1205
Diameter (d)	[mm]	515		
b	[mm]	500	750	950
c	[mm]	528		
f	[mm]	190	230	250
Water connection		G1/2		
Rated operating pressure	[MPa]	0,6		
Electric power	[kW]	0,8+0,8 (1,6)		1,6+0,8 (2,4)
Heat-up time from 15°C to 65°C	[h]	3,15		3,94
Weight	[kg]	28	37	43
Hot water temperature	[°C]	max. 80		
Maximum load profile		M	L	L
Energy efficiency class		B	B	B



SMART  
CONTROL

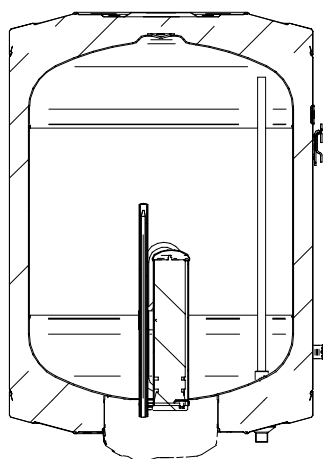
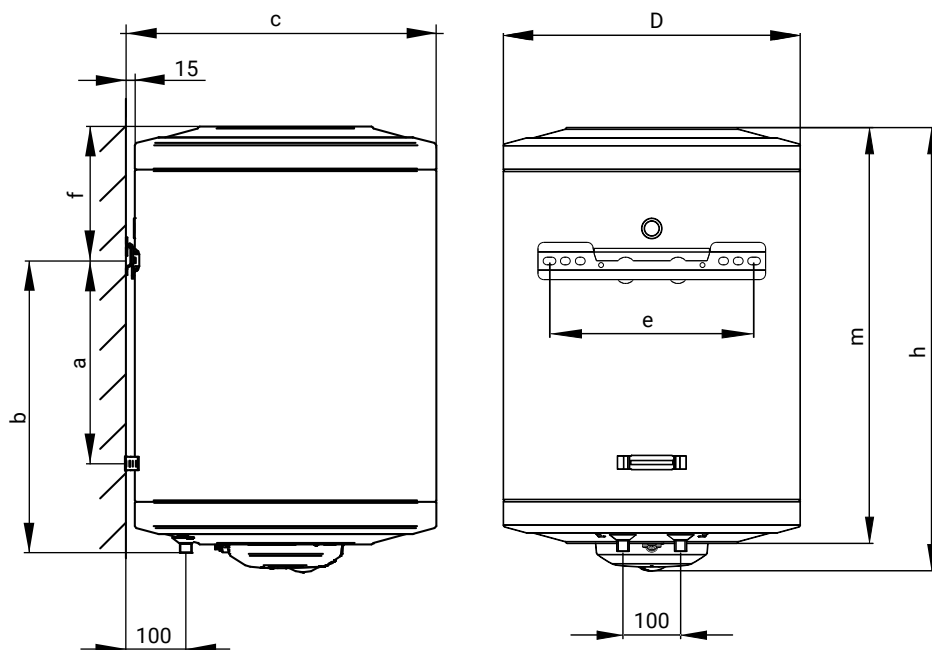


CERAMIC HEATING  
ELEMENT, MINIMAL  
SCALING, LONGER  
SERVICE LIFE



EXCELLENT  
THERMAL  
INSULATION

## ELECTRIC HOT WATER STORAGE TANKS, WALL MOUNTED VERTICAL MODELS



**10**  
YEAR  
WARRANTY

2 years full  
10 year tank warranty

### • STEATITE VERSION

Ceramic heating element enclosed in an enamelled drywell. Minimal limescale build-up. Safe and reliable operation with all water hardness levels.

**hajdu**

SMART



**Z...SMART**

TYPE		Z30SMART	Z50SMART	Z80SMART	Z120SMART	Z150SMART	Z200SMART
Volume	[litre]	30	50	80	120	150	200
Lenght (h)	[mm]	552	592	762	1039	1237	1492
Diameter (D)	[mm]	410	515				
Water connection		G1/2					
a	[mm]	200	194	354	606	806	1086
b	[mm]	355	347	507	757	957	1237
c	[mm]	424	530				
e	[mm]	236-364					
f	[mm]	167	211	221	249	246	221
m	[mm]	505	545	715	992	1190	1454
Rated operating pressure	[MPa]	0,6					
Electric power	[kW]	1,8					2,4
Heat-up time from 15°C to 65°C	[h]	0,9	1,8	2,9	4,2	4,3	5,5
Weight	[kg]	17	20	24	33	38	50
Hot water temperature	[°C]	max. 75					
Maximum load profile		S	M	M	L	L	L
Energy efficiency class		B	B	B	C	C	C

# ELECTRIC HOT WATER STORAGE TANKS, WALL MOUNTED HORIZONTAL MODELS



EXCELLENT  
THERMAL  
INSULATION

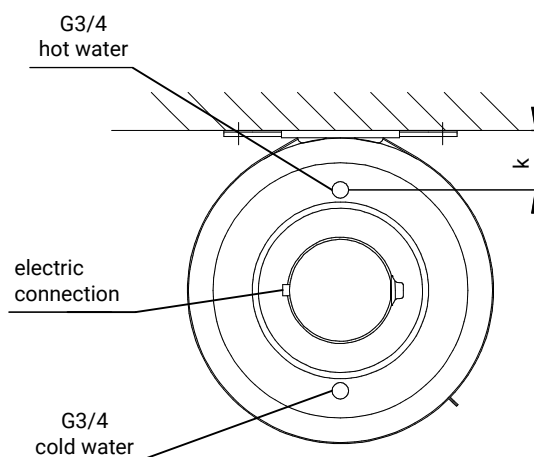
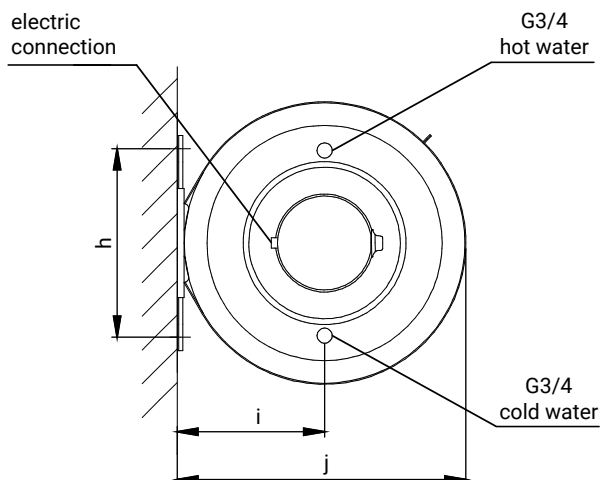
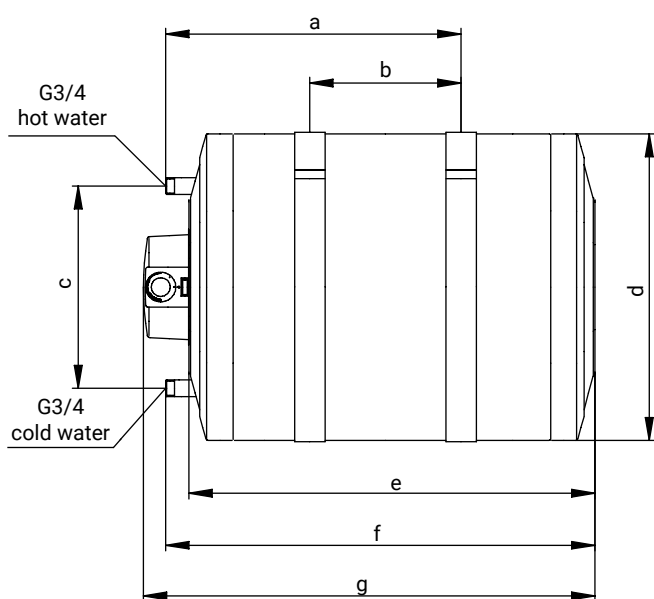


CORROSION  
PROTECTION WITH  
ACTIVE ANODES



ADJUSTABLE  
WATER  
TEMPERATURE

## ZV...ErP



TYPE		ZV80ErP	ZV120ErP	ZV150ErP	ZV200ErP
Volume	[litre]	80	120	150	200
g	[mm]	775	1055	1255	1345
d	[mm]	515		544	595
a	[mm]	500	750	1035	1050
b	[mm]	250	500	800	
c	[mm]	384			375
e	[mm]	690	970	1170	1260
f	[mm]	725	1005	1205	1298
h	[mm]	300	350	360	440
i	[mm]	273		288	314
j	[mm]	528		557	608
k	[mm]	81		96	123
Water connection		G3/4			
Rated operating pressure	[MPa]	0,6			
Electric power	[kW]	1,2	1,8	2,4	
Heat-up time from 15°C to 65°C	[h]	4,2		4,0	5,3
Weight	[kg]	29	36	47	53
Hot water temperature	[°C]	adjustable, max. 80			
Maximum load profile		M	L	L	XL
Energy efficiency class		C	C	C	C

**10** YEAR  
WARRANTY

2 years full  
10 year tank warranty

- Appliances can be mounted in right or left looking positions on both walls and ceilings.



CERAMIC HEATING  
ELEMENT, MINIMAL  
SCALING, LONGER  
SERVICE LIFE



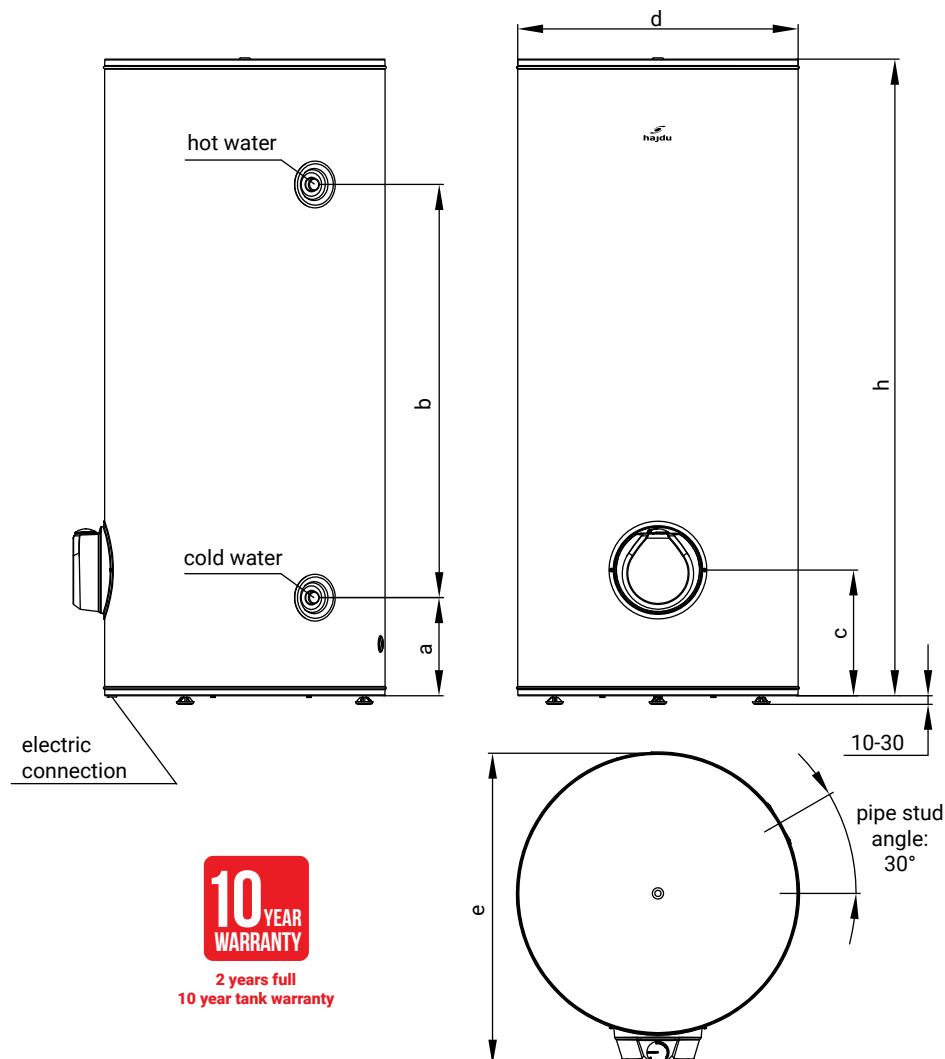
ECONOMICALLY  
CONTROLLED WATER  
TEMPERATURE,  
FROST PROTECTION



1 AND 3 PHASE  
CONNECTION

## ELECTRIC HOT WATER STORAGE TANKS, FLOOR-STANDING MODELS

### Z...S ErP



**10** YEAR  
WARRANTY

2 years full  
10 year tank warranty



TYPE		Z150S ErP	Z200S ErP	Z300S ErP
Volume	[litre]	150	200	300
h	[mm]	1035	1330	1500
d	[mm]	595		660
a	[mm]	231		
b	[mm]	510	803	972
c	[mm]	317		296
e	[mm]	669		734
Water connection		G3/4		
Rated operating pressure		0,6		
Electric power 1-phase wiring	[W]	2400		3200
Heat-up time from 15°C to 65°C	[h]	4	5,3	6
Electric power 3-phase wiring	[W]	3x800		3x1066
Heat-up time from 15°C to 65°C	[h]	4	5,3	6
Weight	[kg]	50	61	84
Hot water temperature		max. 75		
Maximum load profile		L	XL	XL
Energy efficiency class		C	C	C

# ELECTRIC HOT WATER STORAGE TANKS, WALL MOUNTED VERTICAL MODELS



ADJUSTABLE  
WATER  
TEMPERATURE



CORROSION  
PROTECTION WITH  
ACTIVE ANODES

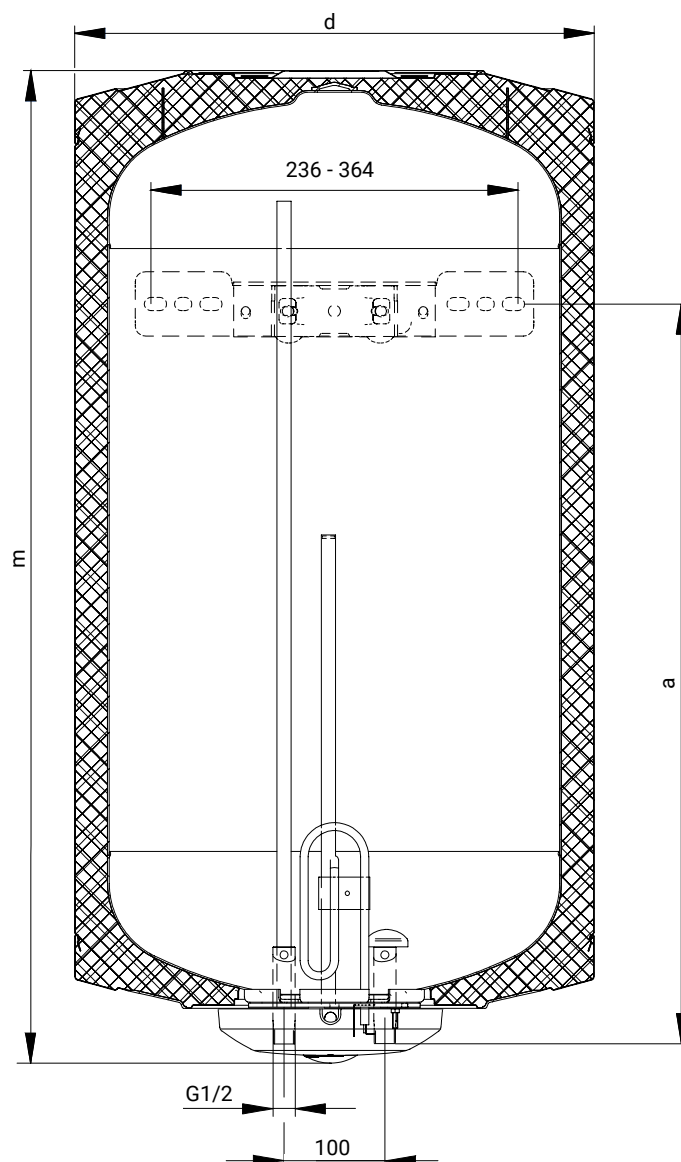


CAPABLE OF  
SUPPLYING MULTIPLE  
WATER OUTLETS

## AQ ECO...ErP



**5** YEAR  
WARRANTY  
2 years full  
5 year tank warranty



TYPE		AQ ECO 30 ErP	AQ ECO 50 ErP	AQ ECO 80 ErP	AQ ECO 100 ErP	AQ ECO 120 ErP	AQ ECO 150 ErP	AQ ECO 200 ErP
Volume	[litre]	30	50	80	100	120	150	200
m	[mm]	540	527	697	847	977	1172	1447
d	[mm]	410	496					
a	[mm]	343	340	500	570	750	950	1230
Water connection		G1/2						
Rated operating pressure		0,6						
Electric power		1,8						2,4
Heat-up time from 15°C to 65°C		1	1,8	2,8	3,5	4,2	5,3	
Weight		16	20	26	30	32	39	49
Hot water temperature		max. 80	max. 60	max. 70				
Maximum load profile		S	M	M	L	L	L	L
Energy efficiency class		C	C	C	C	C	C	C



ADJUSTABLE  
WATER  
TEMPERATURE



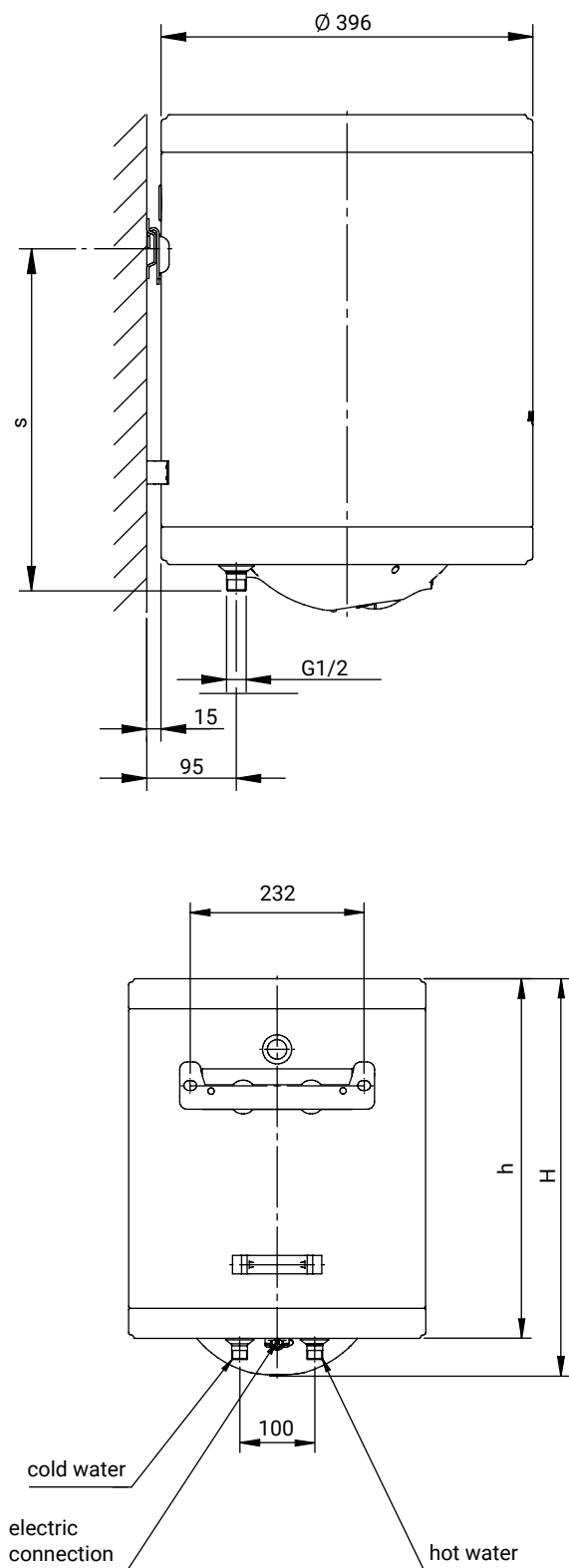
CORROSION  
PROTECTION WITH  
ACTIVE ANODES



CAPABLE OF  
SUPPLYING MULTIPLE  
WATER OUTLETS

## ELECTRIC HOT WATER STORAGE TANKS, WALL MOUNTED VERTICAL MODELS

### AQ...ECO SLIM



**5**  
YEAR  
WARRANTY

2 years full  
5 year tank warranty

TYPE		AQ 30 ECO SLIM	AQ 50 ECO SLIM	AQ 80 ECO SLIM
Volume	[litre]	30	50	80
H	[mm]	530	744	1054
h	[mm]	479	693	1003
Diameter	[mm]	396		
s	[mm]	365	579	889
Water connection		G1/2		
Rated operating pressure	[MPa]	0,6		
Electric power	[kW]	1,8		
Heat-up time from 15°C to 65°C	[h]	1	1,8	2,8
Weight	[kg]	16	20	28
Hot water temperature	[°C]	max. 60		max. 70
Maximum load profile		S	M	M
Energy efficiency class		C		

# ELECTRIC HOT WATER STORAGE TANKS, WALL MOUNTED VERTICAL/HORIZONTAL MODELS



HORIZONTAL AND  
VERTICAL POSITIONING  
OPTIONS

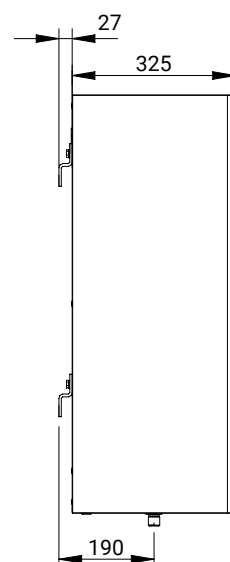
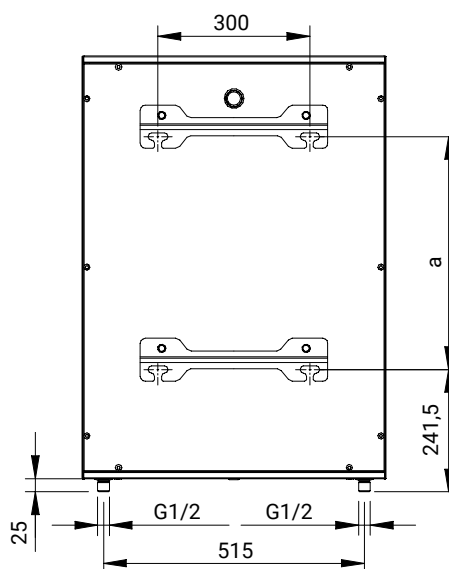
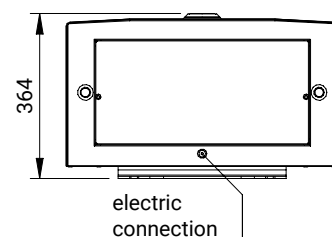
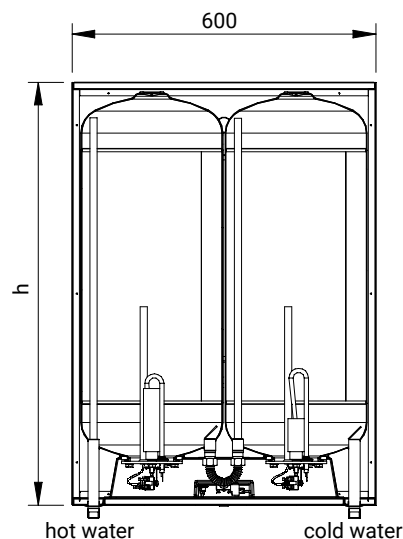


FLAT  
UNIT



FAST WATER  
HEAT-UP

AQUASTIC  
FLAT



AQ F...ErP



2 years full  
7 year tank warranty

TYPE		AQ F50 ErP	AQ F80 ErP	AQ F120 ErP
Volume	[litre]	50	80	120
h	[mm]	585	835	1135
a	[mm]	210	460	790
Water connection		G1/2		
Rated operating pressure	[MPa]	0,6		
Electric power	[kW]	1,2+0,8		
Heat-up time from 15°C to 65°C (vertical)	[h]	1,58	2,53	3,79
Weight	[kg]	30	44	51
Hot water temperature	[°C]	max. 75		
Maximum load profile		M		L
Energy efficiency class		C		



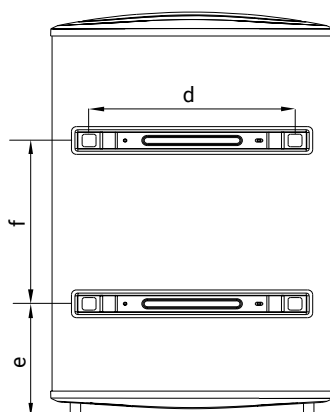
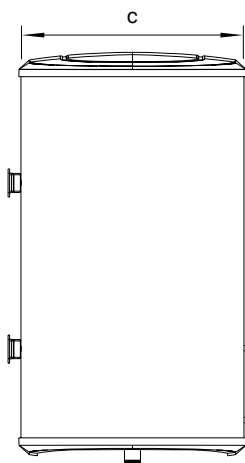
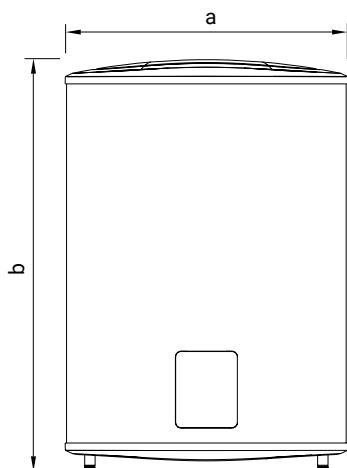
FLAT  
UNIT



ENGLISH  
LANGUAGE  
APPLICATION

# ELECTRIC HOT WATER STORAGE TANKS, WALL MOUNTED VERTICAL/HORIZONTAL MODELS

## AQ FLAT...Wifi ErP



**4** YEAR  
WARRANTY

2 years full  
4 year tank warranty



TYPE		AQ FLAT 50 Wifi ErP	AQ FLAT 80 Wifi ErP	AQ FLAT 100 Wifi ErP
Volume	[litre]	50	80	100
a	[mm]	469	569	
b	[mm]	875	902	1087
c	[mm]	245	295	
d	[mm]	355	415	
e	[mm]	183	265	
f	[mm]	470	365	550
Water connection		G1/2		
Rated operating pressure		0,75		
Electric power		1,2+0,8		
Heat-up time from 15°C to 65°C (vertical)		1,58	2,53	3,16
Weight		29	36	42
Hot water temperature		max. 75		
Maximum load profile		M		
Energy efficiency class		B		

# INDIRECTLY HEATED HOT WATER STORAGE TANKS

**Indirectly heated hot water tanks** are available with volumes from 75 to 1000 litres. The domestic water is heated via a heat exchanger coil inside the tank.

They are available as wall mounted **F versions** and floor standing **S versions**.

The advantage of models with electric heating element is that they can provide domestic hot water without a boiler or solar collector. You can use the temperature controller to set the temperature of the hot water produced by the electric heater.

**The HRN high performance tanks** enable heat-up by any heat generator appliance. Their heat exchanger has a large surface area, they are especially suited to low-temperature heating systems and condensing boilers. They come with an anode level indicator and a liquid tension thermometer.

**High-performance STXL tanks** are especially recommended for heat pump systems.

**Multi-energy, high-capacity solar STA...** tanks include, depending on the model, pipe coils in the lower third of the container (STA....C) or the lower and upper thirds of the container (STA....C2) that heat up the domestic hot water in the tank. Electric heaters can also be installed in the tank.

**The models heated by an external heat exchanger** are recommended for use in heating centres at institutions and condominiums, and district heating substations. Hot water is produced in instantaneous mode, the tank is designed to relieve and balance withdrawal peaks. All members of this product line have high pressure resistance and are equipped with connections of large diameters.



**hajdu**

with renewable energy!





**24 kW  
POWER**

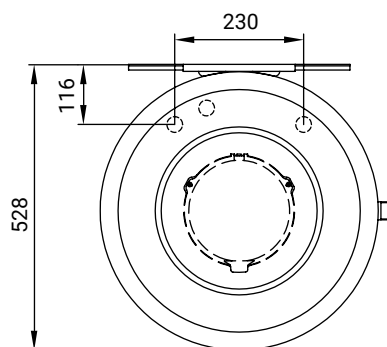
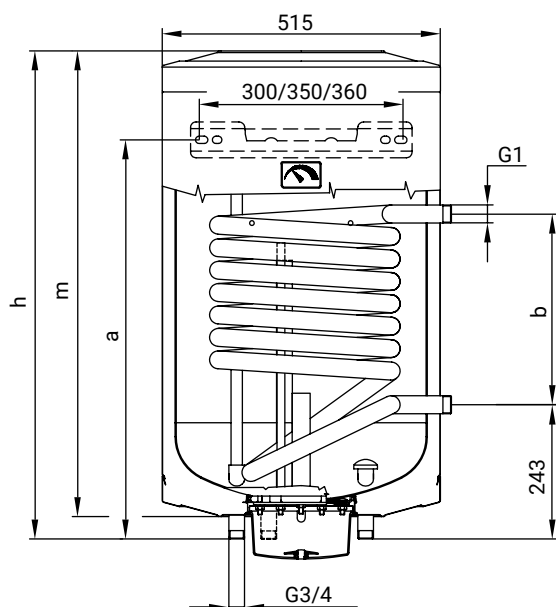


**AUXILIARY ELECTRIC  
HEATING**



**HEATING OPTION  
FROM AND  
EXTERNAL HEATER**

# INDIRECTLY HEATED HOT WATER STORAGE TANKS, WALL MOUNTED MODELS



**5  
YEAR  
WARRANTY**

**2 years full  
5 year tank warranty**

## AQ IDE...F



TYPE	with auxiliary electric heating	AQ IDE75F	AQ IDE100F	AQ IDE120F	AQ IDE150F	AQ IDE200F
Volume	[litre]	75	100	120	150	200
h	[mm]	750	906	1036	1245	1506
a	[mm]	500	570	795	1050	
b	[mm]	260	340			
m	[mm]	670	840	970	1170	1431
Water connection		G3/4				
Rated operating pressure		0,6				
Circulation pipe connection		G3/4				
Electric power		2,4				
Heat exchanger surface		0,615	0,81			
Heat exchanger connection		G1				
Heat exchanger flow resistance (max.)		82				
Continuous power		450	590			
Continuous power		18,5	24			
Hot water temperature		max. 73				
Weight	[kg]	39	45	49	57	64
Heat loss	[W]	48	52	62	69	82
Energy efficiency class		C				
Part number of heating element		6297129607				

The performance data are valid for flow water at 80 °C, storage at 60 °C and DHW at 45/10 °C.

# INDIRECTLY HEATED HOT WATER STORAGE TANKS, WALL MOUNTED MODELS



24 kW  
POWER

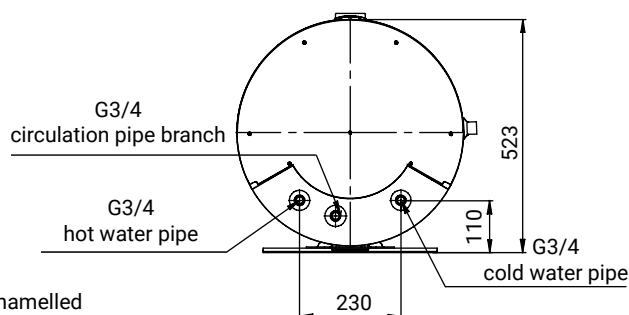
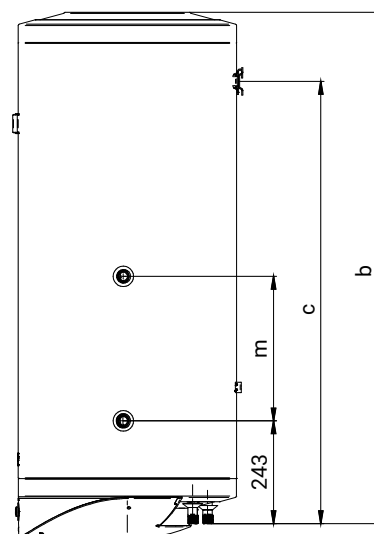
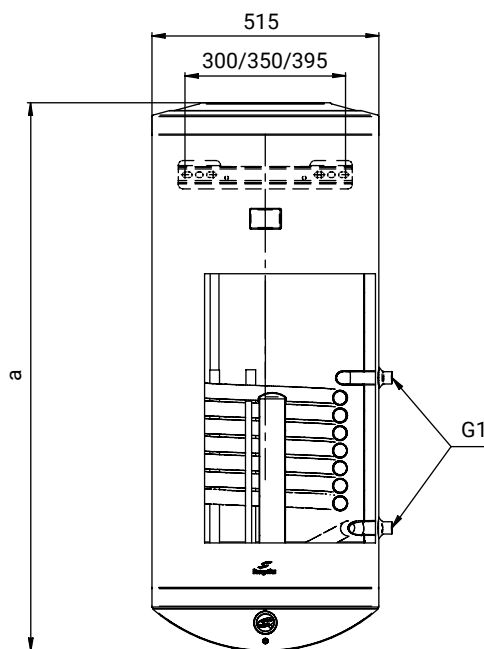


CIRCULATION PIPE  
BRANCH



IDE..F ERP MODEL  
WITH SPECIAL  
CERAMIC HEATER

## IDE/IND...F ERP



**10** YEAR  
WARRANTY

2 years full  
10 year tank warranty

### • STEATITE VERSION

Ceramic heating element enclosed in an enamelled drywell. Minimal limescale build-up. Safe and reliable operation with all water hardness levels.

TYPE	with auxiliary electric heating	IDE75F ErP	IDE100F ErP	IDE150F ErP	IDE200F ErP
	without auxiliary electric heating	IND75F ErP	IND100F ErP	IND150F ErP	IND200F ErP
Volume	[litre]	75	100	150	200
a	[mm]	745	905	1235	1505
b	[mm]	710	870	1200	1474
c	[mm]	500	570	1050	
m	[mm]	260	340		
Water connection		G3/4			
Rated operating pressure		0,6			
Electric power (IDE design)		2,4			
Heat exchanger surface		0,615	0,81		
Heat exchanger connection		G1			
Heat exchanger flow resistance (max.)		82			
Continuous power		450	590		
Continuous power		18,5	24		
Weight	[kg]	40/39	48/44	56/55	67/66
Heat loss	[W]	42	68	70	83
Energy efficiency class		C			
Part number of heating element		6104550320 (for types of IND...F ErP)			

The performance data are valid for flow water at 80 °C, storage at 60 °C and DHW at 45/10 °C.



24 kW  
POWER



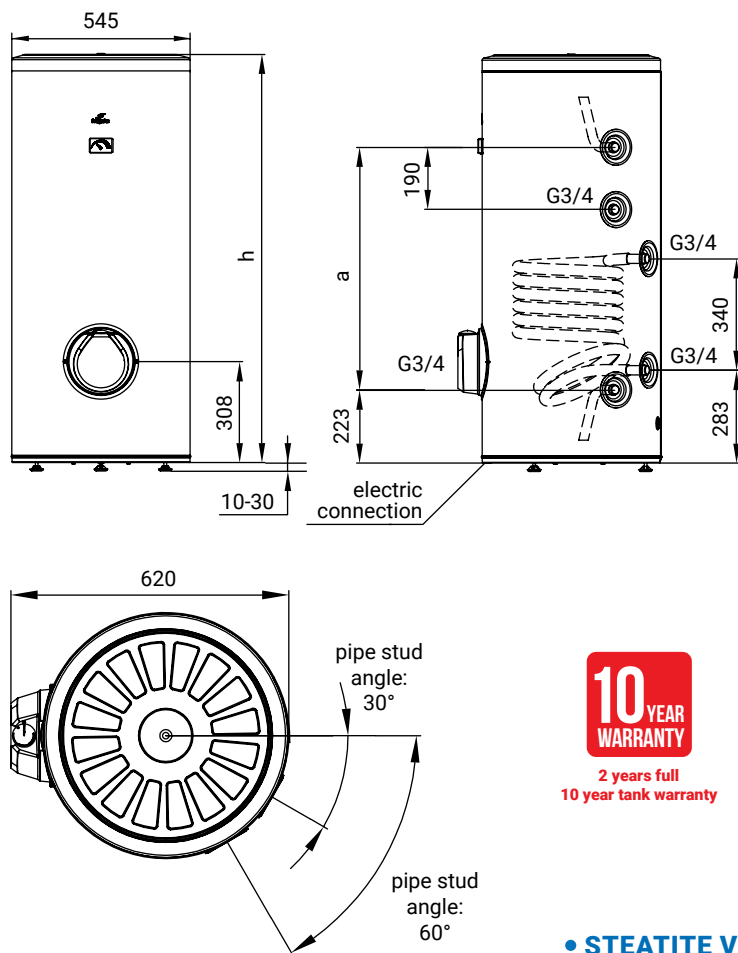
CIRCULATION PIPE  
BRANCH



IDE...S ERP MODEL  
WITH SPECIAL  
CERAMIC HEATER

## INDIRECTLY HEATED HOT WATER TANKS, FLOOR-STANDING MODELS

### IDE/IND...S ErP



**10** YEAR  
WARRANTY

2 years full  
10 year tank warranty



#### • STEATITE VERSION

Ceramic heating element enclosed in an enamelled drywell. Minimal limescale build-up. Safe and reliable operation with all water hardness levels.

TYPE		with auxiliary electric heating		
		without auxiliary electric heating		
		IDE100S ErP	IDE150S ErP	IDE200S ErP
		IND100S ErP	IND150S ErP	IND200S ErP
Volume	[litre]	100	150	200
h	[mm]	920	1245	1520
a	[mm]	415	740	1015
Water connection		G3/4		
Rated operating pressure	[MPa]	0,6		
Electric power (IDE design)	[kW]	2,4		
Heat exchanger surface	[m <sup>2</sup> ]	0,81		
Heat exchanger connection		G3/4		
Heat exchanger flow resistance (max.)	[mbar]	82		
Continuous power	[litre/h]	590		
Continuous power	[kW]	24		
Weight	[kg]	55/54	66/64	76/74
Heat loss	[W]	53	75	79
Energy efficiency class		C		
Part number of heating element		6104550319 (for types of IND...S ErP)		

The performance data are valid for flow water at 80 °C, storage at 60 °C and DHW at 45/10 °C.

# HIGH-PERFORMANCE INDIRECTLY HEATED HOT WATER STORAGE TANKS, FLOOR-STANDING MODELS



WITH ANODE  
SIGNAL



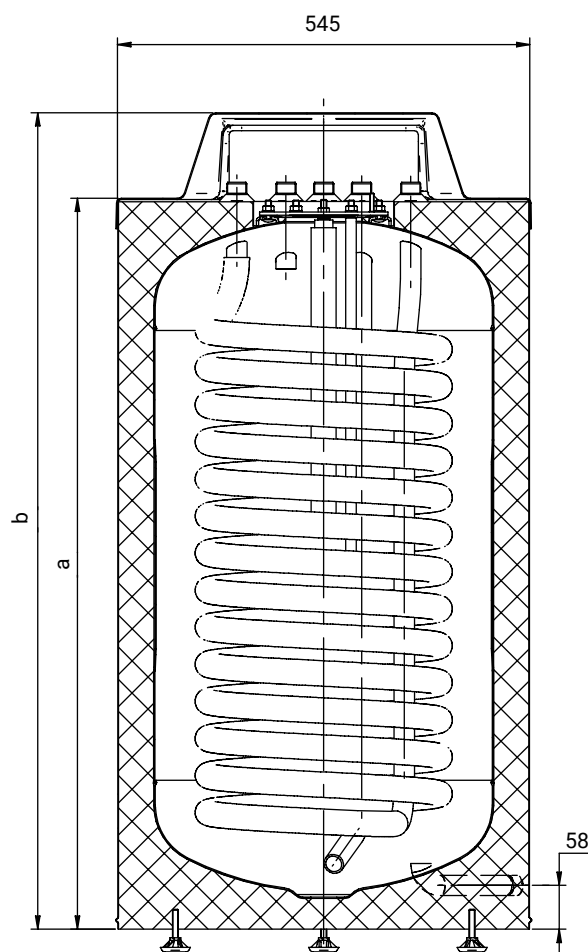
WITH DRAIN  
STUB



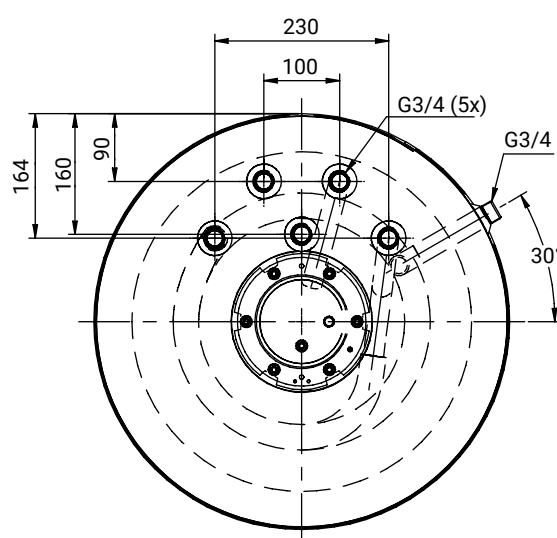
**42kW**

42kW  
POWER

## HR-N



TYPE		HR-N30	HR-N40
Volume	[litre]	120	160
b	[mm]	1080	1275
a	[mm]	967	1162
Water connection		G3/4	
Drain stub		G3/4 external thread	
Rated operating pressure	[MPa]	0,6	
Heat exchanger surface	[m <sup>2</sup> ]	1,4	
Heat exchanger connection		G3/4 external thread	
Heat exchanger flow resistance (max.)	[mbar]	120	
Continuous power	[litre/h]	1030	
Continuous power *	[kW]	42	
Weight	[kg]	64	70
Heat loss	[W]	41	49
Energy efficiency class		B	



2 years full  
10 year tank warranty

\* The performance data are valid for flow water at 80 °C, storage at 60 °C and DHW at 45/10 °C.



EXTRA LARGE  
SURFACE OF HEAT  
EXCHANGER



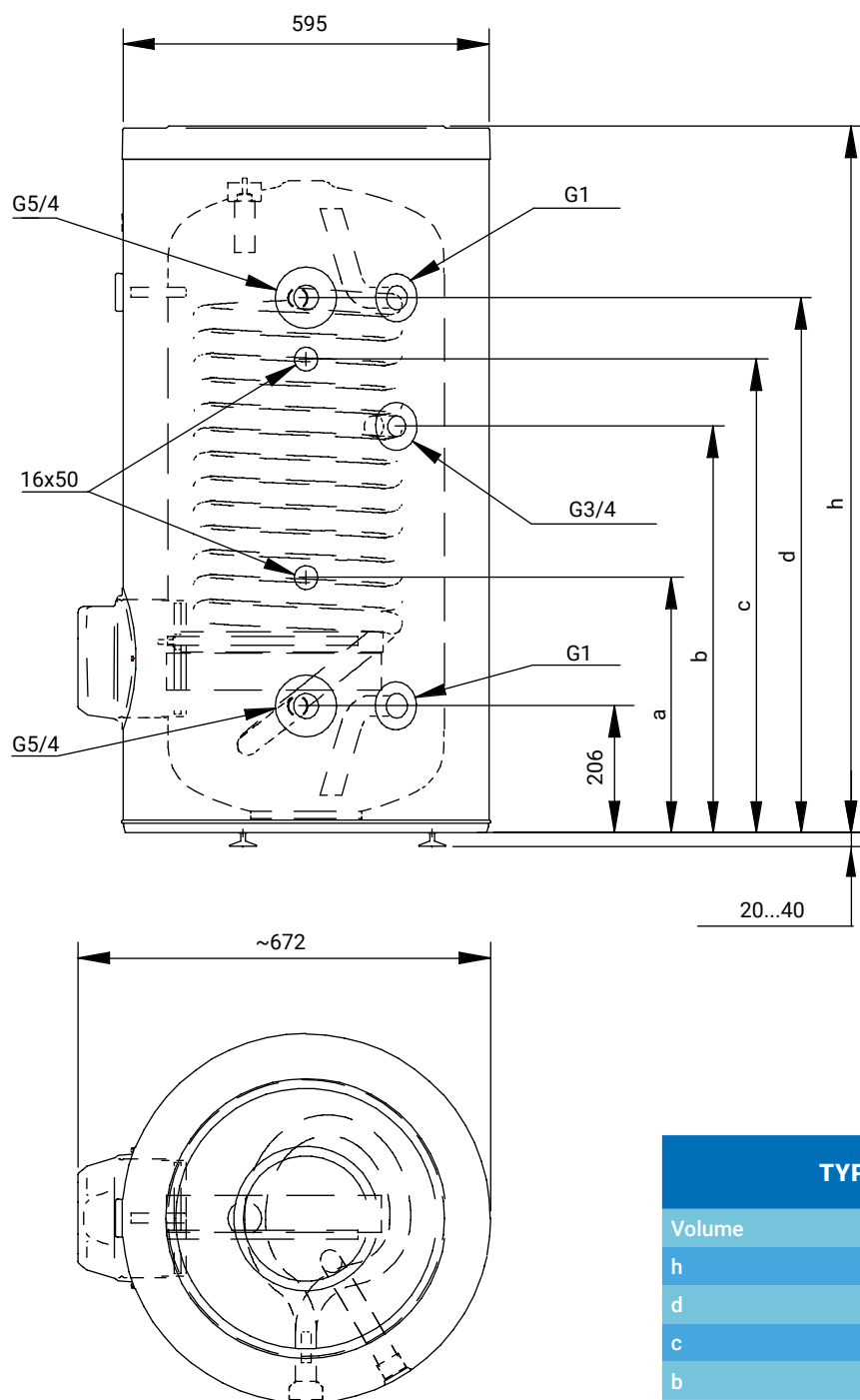
OPTIONAL CERAMIC  
HEATING ELEMENT



EXCELLENT  
THERMAL  
INSULATION

# HIGH-PERFORMANCE INDIRECTLY HEATED HOT WATER STORAGE TANKS, FLOOR-STANDING MODELS

## STXL...C



**10** YEAR  
WARRANTY  
2 years full  
10 year tank warranty

TYPE		STXL 120C	STXL 160C
Volume	[litre]	120	160
h	[mm]	1150	1390
d	[mm]	870	1110
c	[mm]	770	1010
b	[mm]	661	821
a	[mm]	415	495
Water connection		G1	
Rated operating pressure		1	
Circulation pipe branch connection		G3/4	
Heat exchanger surface	[m <sup>2</sup> ]	1,44	2,05
Heat exchanger connection		G5/4	
Weight	[kg]	88	107
Heat loss	[W]	50	57
Energy efficiency class		B	
Part number of heating element		6104550274	

# HIGH-PERFORMANCE INDIRECTLY HEATED HOT WATER STORAGE TANKS, FLOOR-STANDING MODELS



EXTRA LARGE  
SURFACE OF HEAT  
EXCHANGER

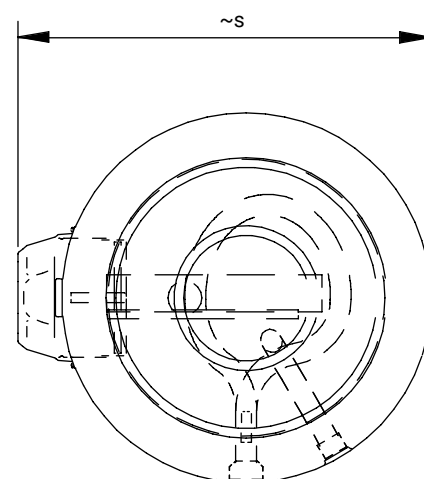
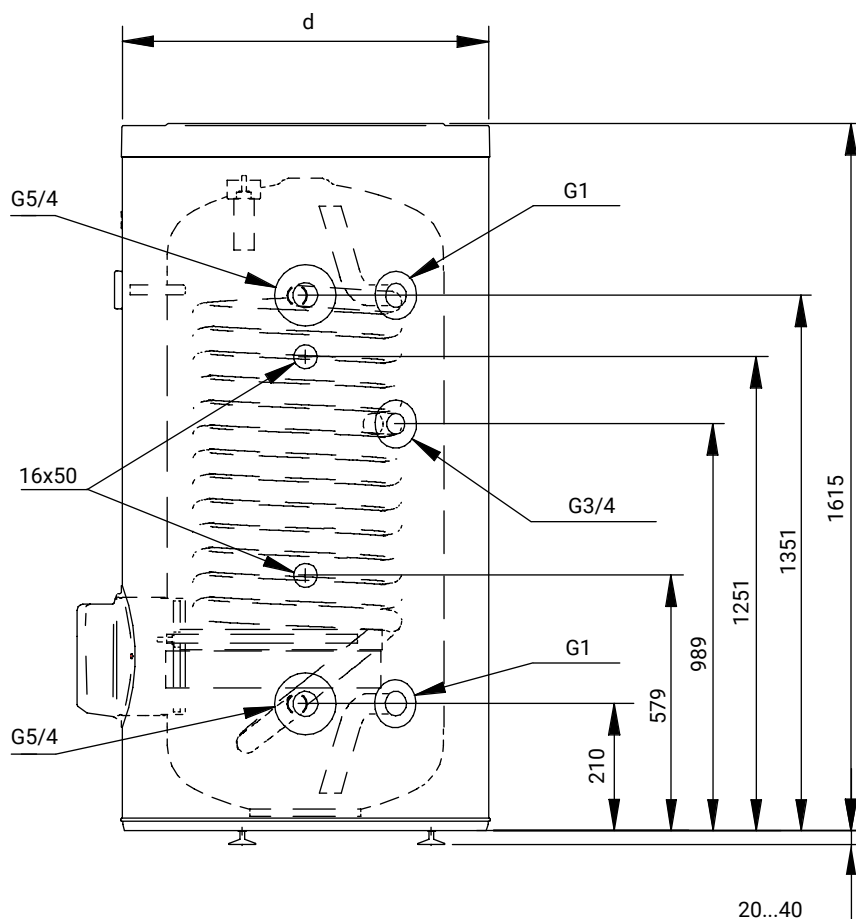


OPTIONAL CERAMIC  
HEATING ELEMENT



EXCELLENT  
THERMAL  
INSULATION

## STXL...C



TYPE		STXL 200C	STXL 300C
Volume	[litre]	200	300
d (Diameter)	[mm]	550	663
s	[mm]	625	740
Lenght	[mm]	1615	
Water connection		G1	
Rated operating pressure	[MPa]	1	
Circulation pipe branch connection		G3/4	
Heat exchanger surface	[m <sup>2</sup> ]	2,6	3,6
Heat exchanger connection		G5/4	
Weight	[kg]	111	145
Heat loss	[W]	78	83
Energy efficiency class		C	C
Part number of heating element		6104550274	

**10** YEAR  
WARRANTY

2 years full  
10 year tank warranty



CIRCULATION PIPE  
BRANCH



ADJUSTABLE  
WATER  
TEMPERATURE

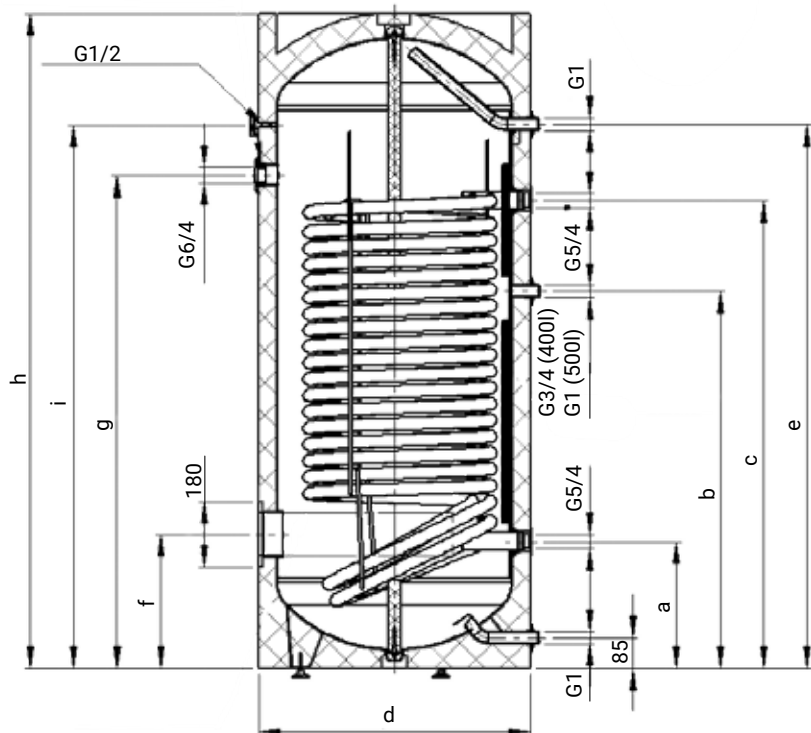


42kW  
POWER

# HIGH-PERFORMANCE INDIRECTLY HEATED HOT WATER STORAGE TANKS, FLOOR-STANDING MODELS

## STXL...C

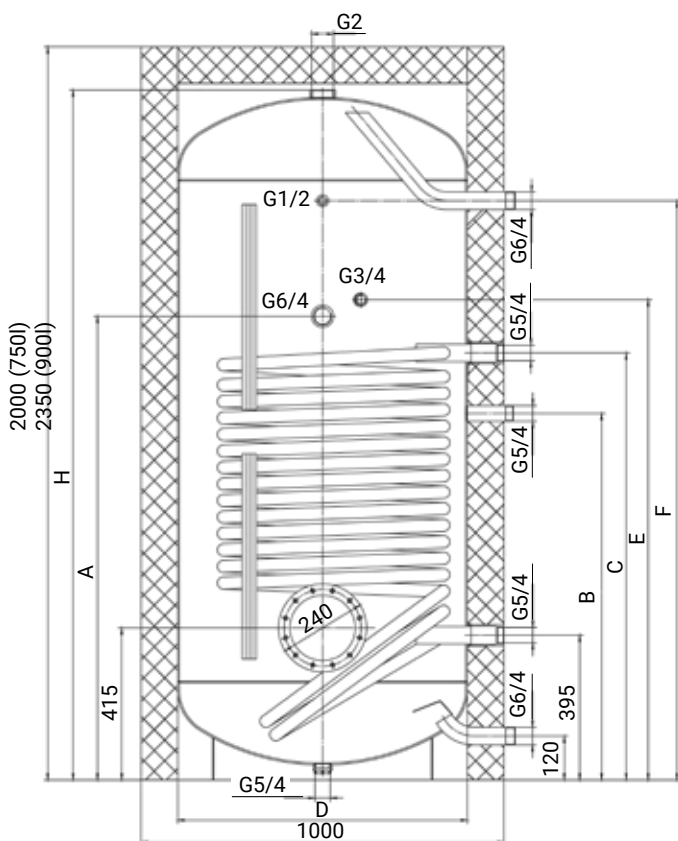
TYPE	Sizes (mm)								
	h	d	a	b	c	e	f	g	i
STXL 400C	1800	680	320	1000	1260	1525	345	1521	1330
STXL 500C	1806	760	350	1040	1290	1500	370	1498	1360



TYPE	Sizes (mm)							
	h	h+Sz	d	a	b	c	e	f
STXL 750C	1882	2000	790	1265	1000	1165	1310	1580
STXL 900C	2228	2350	790	1445	1180	1345	1490	1920

**10** YEAR  
WARRANTY

2 years full  
10 year tank warranty



TYPE	STXL 400C	STXL 500C	STXL 750C	STXL 900C
Volume [litre]	400	500	750	900
Height without insulation [mm]	-		1882	2228
Height with insulation [mm]	1800	1806	2000	2350
Diameter [mm]	680	760	790	
Water connection	G1		G6/4	
Rated operating pressure [MPa]	1			
Circulation pipe connection	G3/4	G1	G5/4	
Heat exchanger surface [m²]	5	6		7,5
Heat exchanger connection	G5/4			
Weight [kg]	212	254	317	374
Heat loss [W]	73,3	79,2	106,7	119,6
Energy efficiency class	B		C	
Part number of heating element	2419991056		2419991059	
	2419991057		2419991051	
	2419991046		2419991061	
	2419991100		2419991056	
	2419991058		2419991057	
	2419991048		2419991046	
	2419991060		2419991047	

# MULTI-ENERGY (SOLAR) STORAGE TANKS, FLOOR-STANDING MODELS



POSSIBILITY FOR  
INTEGRATION IN  
SOLAR SYSTEMS



OPTIONAL CERAMIC  
HEATING ELEMENT

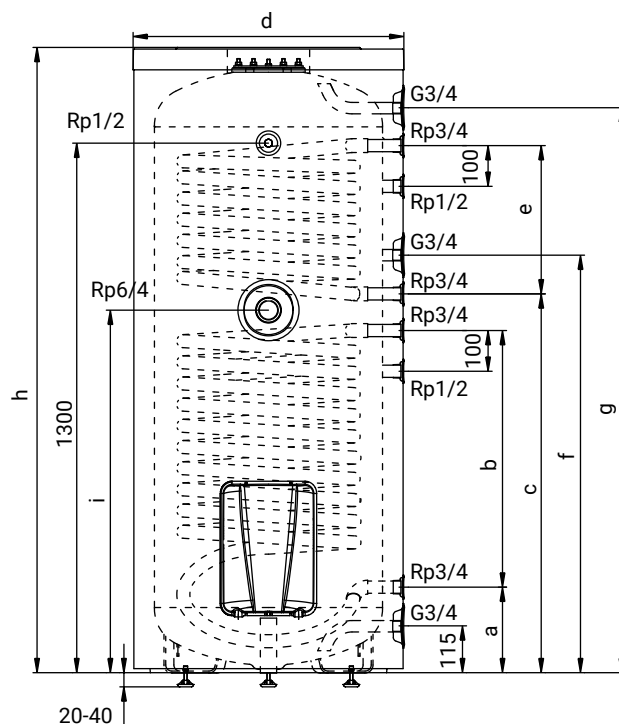


CIRCULATION  
PIPE BRANCH

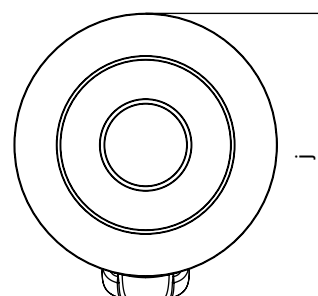
## STA...C



## STA...C2



TYPE		STA200C	STA300C	STA200C2	STA300C2
Volume	[litre]	200	300	200	300
h	[mm]	1530	1535	1530	1535
d	[mm]	550	665	550	665
a	[mm]	220	210	220	210
b	[mm]	570	630	570	630
c	[mm]	880	930	880	930
e	[mm]	416	364	416	364
f	[mm]	975	1025	975	1025
g	[mm]	1403	1387	1403	1387
i	[mm]	840	890	840	890
j	[mm]	608	720	608	720
Water connection		G3/4			
Rated operating pressure	[MPa]	0,6			
Heat exchanger surface	[m²]	1	1,5	1+0,8	1,5+1
Heat exchanger connection		Rp 3/4			
Heat exchanger flow resistance (max.)	[mbar]	90	130	170	220
Peak performance *	[litre/first 10 minutes]	340	510	370	545
Continuous power *	[litre/h]	735	1100	1125	1590
Continuous power *	[kW]	30	45	46	65
Weight	[kg]	73	93	89	109
Heat loss	[W]	71	94	71	94
Energy efficiency class		C			
Part number of heating element		6104550256 6104550247 6297129754	6104550257 6104550248 6297129755	6104550256 6104550247 6297129754	6104550257 6104550248 6297129755



**10** YEAR  
WARRANTY

2 years full  
10 year tank warranty

\* The data apply for indirect heating only.  
The performance data are valid for flow  
water at 80 °C, storage at 60 °C and DHW  
at 45/10 °C.



POSSIBILITY FOR  
INTEGRATION IN SOLAR  
SYSTEMS



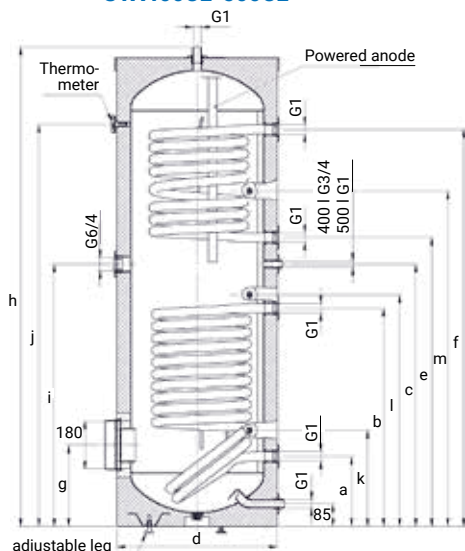
OPTIONAL  
AUXILIARY  
ELECTRIC HEATING



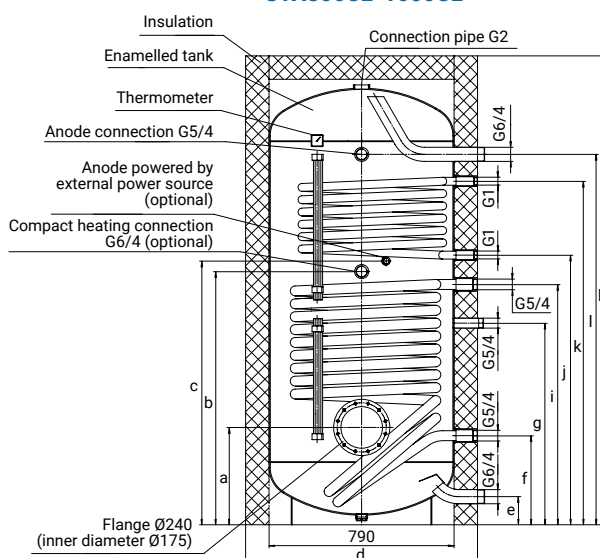
CIRCULATION  
PIPE BRANCH

# MULTI-ENERGY (SOLAR) STORAGE TANKS, FLOOR-STANDING MODELS

STA400C2-500C2



STA800C2-1000C2



STA...C/C2



10 YEAR  
WARRANTY

2 years full  
10 year tank warranty

TYPE	STA400C	STA500C	STA800C	STA1000C	STA400C2	STA500C2	STA800C2	STA1000C2
Volume [litre]	400	500	800	1000	400	500	800	1000
h [mm]	1832	1838	2000	2350	1832	1838	2000	2350
d [mm]	680	760	1000	1000	680	760	1000	1000
a [mm]	305	370	415	415	320	370	415	415
b [mm]	910	930	1080	1255	880	930	1080	1255
c [mm]	960	1010	1125	1300	1000	1040	1125	1300
e [mm]	1000	1040	120	120	1145	1195	120	120
f [mm]	345	370	380	380	1460	1465	380	380
g [mm]	1000	1095	860	1025	345	370	860	1025
i [mm]	1521	1498	1025	1190	1000	1095	1025	1190
j [mm]	-	-	-	-	1521	1498	1150	1335
k [mm]	-	-	-	-	420	475	1465	1785
l [mm]	-	-	-	-	960	980	1580	1920
m [mm]	-	-	-	-	1317	1323	-	-
n [mm]	-	-	-	-	370	310	-	-
Water connection	G1		G6/4		G1		G6/4	
Rated operating pressure [MPa]	1		0,6		1		0,6	
Heat exchanger surface [m <sup>2</sup> ]	1,8	2	2,4		1,8+1,0	2,0+1,0	2,0+1,2	2,4+1,2
Heat exchanger connection	G1		G5/4		G1		G5/4	
Heat exchanger flow resistance (max.) [mbar]	53	41	42	48	53+12	42+19	42+13	48+27
Peak performance * [litre/first 10 minutes]	600	750	1200	1500	628	785	1257	1570
Continuous power * [litre/h]	863	942	878	952	863+531	942+499	878+572	952+598
Continuous power * [kW]	35	38	36	39	35+22	38+20	36+23	39+24
Weight [kg]	130	149	217+24	227+33	145	176	235+24	247+33
Heat loss [W]	102	113	-	-	102	113	-	-
Energy efficiency class	C	C	-	-	C	C	-	-
Part number of heating element	2419991100	2419991100	2419991059	2419991059	2419991100	2419991100	2419991059	2419991059
	2419991058	2419991058				2419991058		
	2419991048	2419991048	2419991051	2419991051	2419991048	2419991048	2419991051	2419991051
	2419991060	2419991060	2419991061	2419991061	2419991060	2419991060	2419991061	2419991061
	2419991060	2419991049	2419991055	2419991055	2419991048	2419991049	2419991055	2419991055
	2419991055	2419991050	2419991056	2419991056	2419991060	2419991050	2419991056	2419991056
	2419991056	2419991055	2419991057	2419991057	2419991055	2419991055	2419991057	2419991057
	2419991057	2419991056	2419991046	2419991046	2419991056	2419991056	2419991046	2419991046
		2419991057	2419991047	2419991047	2419991057	2419991057	2419991047	2419991047
		2419991046				2419991046		

\* The data apply for indirect heating only. The performance data are valid for flow water at 80 °C, storage at 60 °C and DHW at 45/10 °C.

# MULTI-ENERGY (SOLAR) STORAGE TANKS, FLOOR-STANDING MODELS

(POSSIBILITY TO ADD IMMERSION HEATER)



POSSIBILITY FOR  
INTEGRATION IN  
SOLAR SYSTEMS

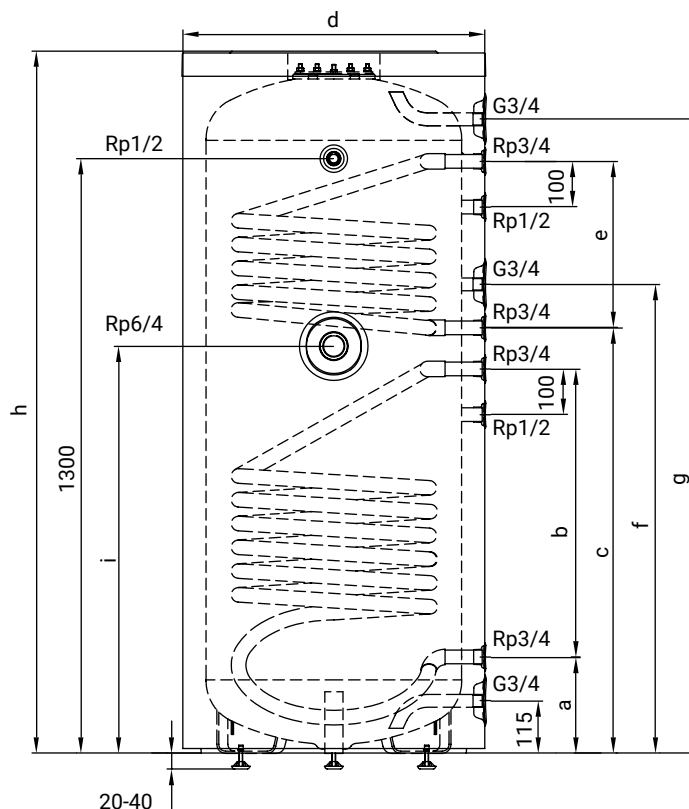


OPTIONAL AUXILIARY  
ELECTRIC HEATING



CIRCULATION  
PIPE BRANCH

## AQ STA...C/C2



**5** YEAR  
WARRANTY  
2 years full  
5 year tank warranty

TYPE		AQ STA200C	AQ STA300C	AQ STA200C2	AQ STA300C2
Volume	[litre]	200	300	200	300
h	[mm]	1530	1535	1530	1535
d	[mm]	550	665	550	665
a	[mm]	220	210	220	210
b	[mm]	570	630	570	630
c	[mm]	880	930	880	930
e	[mm]	416	364	416	364
f	[mm]	975	1025	975	1025
g	[mm]	1403	1387	1403	1387
i	[mm]	840	890	840	890
Water connection		G3/4			
Rated operating pressure	[MPa]	0,6			
Heat exchanger surface	[m <sup>2</sup> ]	0,8	1	0,8+0,615	1+0,7
Heat exchanger connection		Rp 3/4			
Heat exchanger flow resistance (max.)	[mbar]	80	90	80+65	90+70
Peak performance *	[litre/first 10 minutes]	255	460	255+150	460+220
Continuous power *	[litre/h]	590	770	590+440	770+500
Continuous power *	[kW]	24	31	24+18	31+20
Weight	[kg]	62	82	70	94
Heat loss	[W]	71	94	71	94
Energy efficiency class		C			
Part number of heating element		6297129754	6297129755	6297129754	6297129755

\* The data apply for indirect heating only.  
The performance data are valid for flow  
water at 80 °C, storage at 60 °C and DHW  
at 45/10 °C.



POSSIBILITY FOR  
INTEGRATION IN  
SOLAR SYSTEMS



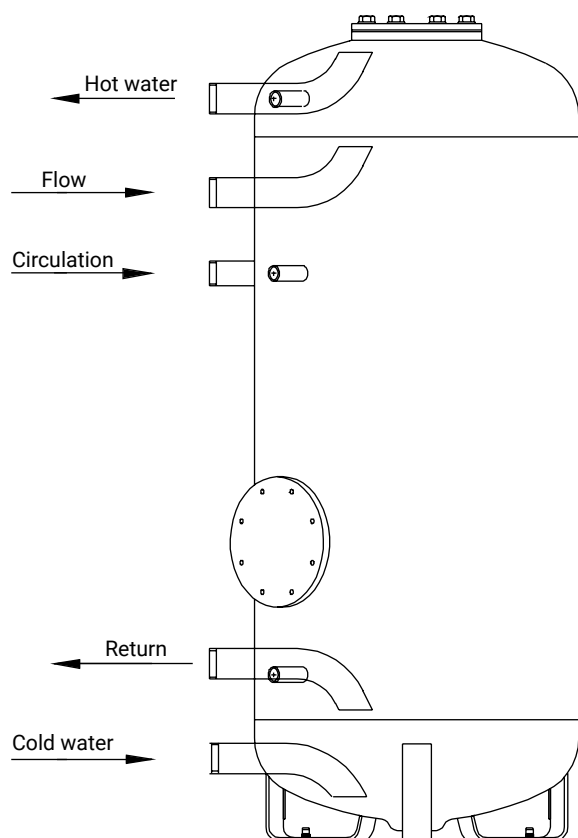
HEATING OPTION  
FROM AND  
EXTERNAL HEATER



LOW HEAT  
LOSS

# STORAGE TANKS (EMPTY) HEATED BY AN EXTERNAL HEAT EXCHANGER, FLOOR-STANDING MODELS

## HD...



**10** YEAR  
WARRANTY

2 years full  
10 year tank warranty

TYPE		HD 200	HD 300	HD 400	HD 500	HD 800	HD 1000	HD 1500	HD 2000	
Volume	[litre]	200	300	400	500	800	1000	1500	2000	
Lenght	[mm]	1530		1785	1806	2000	2350	2215	2130	
Diameter	[mm]	545	660	670	750	990		1000	1250	
Water connection		G5/4				G2		2"		
Rated operating pressure	[MPa]	1							0,8	
Circulation pipe connection		G1		Rp1				2"		
Thermometer pipe branch		Rp1/2							1/2"	
Regulator pipe branch		Rp1/2							-	
Weight	[kg]	80	111	121	164	182+29	250+33	300+50	430+52	
Heat loss	[W]	83	94	102	113	-	-	-	-	
Energy efficiency class		C				-	-	-	-	
Part number of heating element		-		2419991100	2419991100	2419991100	2419991100	2419991055 2419991056 2419991057 2419991046 2419991047		
	2419991058			2419991058	2419991058					
	2419991048			2419991048	2419991048					
	2419991060			2419991060	2419991049					
	2419991060			2419991060	2419991060					



## HEAT PUMP APPLIANCES

The heat pump of the HB model hot water tank uses the heat energy of air to heat up the water in the tank. **An appliance with a heat pump can produce at least 2 kW/h of heat from 0.5 kW/h of energy! This is the most efficient domestic hot water production method known today!**

Interior rooms can be cooled using the air from the heat pump, and the ventilation of a room or home can also be supported by removing the cooled air. The appliance can also be connected to the ventilation system of the house. Thereby, in addition to domestic hot water production, these appliances can also be used to support ventilation, air conditioning and demisting.

Heat pump appliances; The air-to-water heat pump can provide a complete solution for heating, cooling and domestic hot water production in a wide range of environmental conditions. It is an ideal solution for both the setup and modernisation of state-of-the-art and environmentally friendly heating and air-conditioning systems in already existing and newly built properties. It can be added to conventional, gas or other heating systems. It has a monobloc design, the heat pump and hydrobox are incorporated in a single housing.



**110%**  
WATER HEATING  
EFFICIENCY



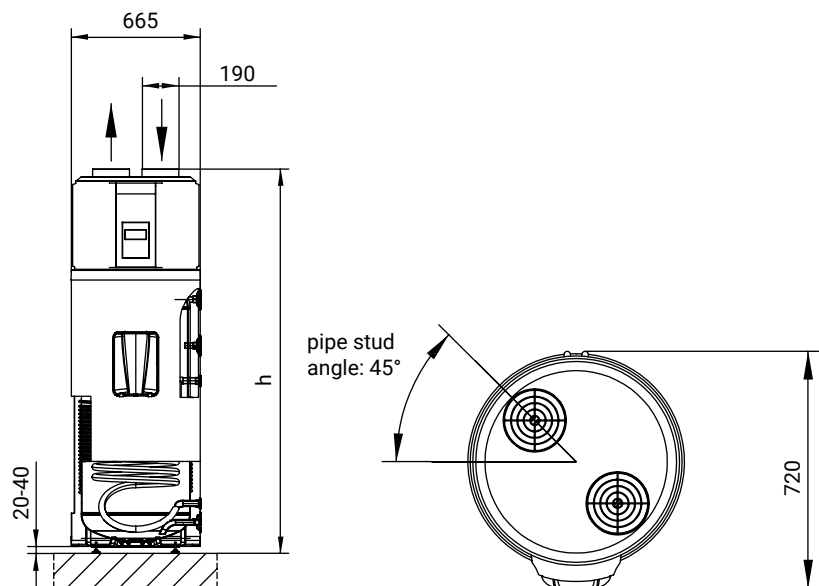
**POSSIBILITY FOR  
INTEGRATION IN SOLAR  
SYSTEMS**



**CORROSION  
PROTECTION WITH  
ACTIVE ANODES**

## HEAT PUMP HOT WATER STORAGE TANKS, FLOOR-STANDING MODELS

**HB...**



TYPE		HB 200	HB 200C	HB 300	HB 300C	HB 300C1
Diameter/Lenght (h)/Depth	[mm]	661/1517/720		661/1950/720		
Voltage/frequency		L/N/PE 230V~ / 50Hz				
TANK						
Rated operating pressure	[MPa]	0,6				
Rated volume	[litre]	200	200	300	300	300
Water connection		G3/4				
Heat exchanger surface	[m²]	-	1,45	—	1,5	0,7
Corrosion protection		special enamel + Mg anode				
HEAT PUMP						
Type		air (indoor)				
Ventilation connector (inlet/outlet) [Ø mm]		190				
Condenser		safety heat exchanger				
Coolant/quantity		R134a / 1100 g				
Max. power consumption	[W]	1200				
Average Power Consumption	[W]	850				
Air flow	[m³/h]	~ 500				
Operating temperature range	[°C]	- 7– +43				
Max. water temperature	[°C]	60				
COP 7 °C (EN 16147)		2,43	2,48	2,15	2,44	2,45
COP 15 °C (EN 16147)		-	-	2,62	-	-
ELECTRICAL HEATING						
Nominal output	[W]	1800				
Max. water temperature	[°C]	65				
OTHER						
Electrical connection		fix				
Weight	[kg]	91	110	112	137	136
Maximum load profile		L	L	L	L	L
Energy efficiency class		A	A	A	A	A

Applies to the temperature of the air introduced to the heat pump.



2 years full  
8 year tank warranty

# HEAT PUMP HOT WATER STORAGE TANKS, FLOOR-STANDING MODELS



WATER HEATING  
EFFICIENCY



SMART GRID  
READY



CORROSION  
PROTECTION WITH  
ACTIVE ANODES



## HP-TOWER



## HPT...



2 years full  
8 year tank warranty

TYPE	HPT200	HPT200C	HPT300	HPT300C
Diameter/Height/Depth	667/1480/720		667/1810/720	
Voltage/frequency	L/N/PE 230V~ / 50Hz			
TANK				
Rated pressure	0,6			
Rated volume	200	200	300	300
Water connection	G3/4			
Exchanger surface	-	1,5	—	1,5
Heat insulation/thickness	freon free PUR insulation / 50 mm			
Corrosion protection	special enamel + Mg anode			
HEAT PUMP				
Type	air (indoor)			
Ventilation connector (inlet/outlet)	160			
Condenser	safety heat exchanger			
Coolant/quantity	1300g/R134a			
Max. power consumption	515			
Air flow	450			
Operating temperature range	- 7– +38			
Water heating efficiency at 20°C conforming to EN 16147: 2017	139% (A+)		142% (A+)	
Water heating efficiency at 7°C conforming to EN 16147: 2017	121% (A)		128% (A)	
Noise power	With air duct: 52 dB(A); Without air duct: 58 dB(A)			
ELECTRICAL HEATING				
Nominal output	1800			
Max. water temperature	65			
OTHER				
Certificates	CE, CB, EHPA			
Weight	92	116	113	136
Maximum load profile	L	L	XL	XL
Energy efficiency class	A*	A*	A*	A*

\* Applies to the temperature of the air introduced to the heat pump.

## PRODUCT FEATURES

- Energy efficient: Energy class A\*!
- Suitable also for indoor cooling
- Smart Grid Ready
- Outer metal housing with nanoceramic finish and titanium enamel coated inner tank surface
- Child lock, self-diagnostics
- Hidden electronic display
- Ergonomic design
- Simple, cheap installation
- Hidden air duct
- Hot-gas bypass defrosting
- Operation from solar cells
- Smart control pre-programmable for each day of one week

## OPERATING MODES

- Only heat pump
- Heat pump or electric heating with automatic heat source selection
- Anti-legionella function at 65 °C (simultaneous heat pump and electric heating)
- Quick heat-up function (simultaneous heat pump and electric heating)
- Program
- Off peak
- Real time clock
- PV – operation from solar cells

## SENSORS

- Water temperature sensor
- Evaporator temperature sensor
- Air temperature sensor
- High pressure switch
- Safety thermostat



SILENT

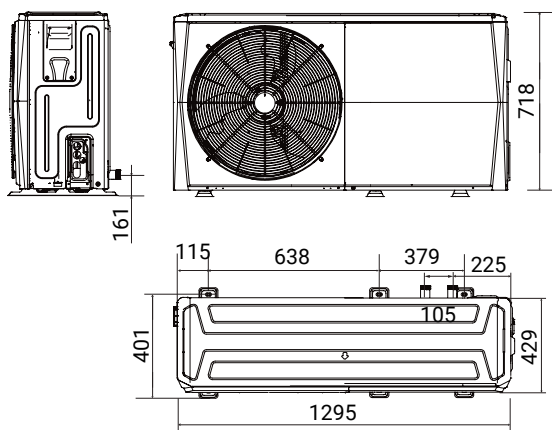



HIGH TEMPERATURE  
HEATING WATER



IT WORKS EVEN  
IN COLD AMBIENT  
TEMPERATURE

## HPAW-4/6 kW



hajdu

HPAW



ENVIRONMENTALLY  
FRIENDLY

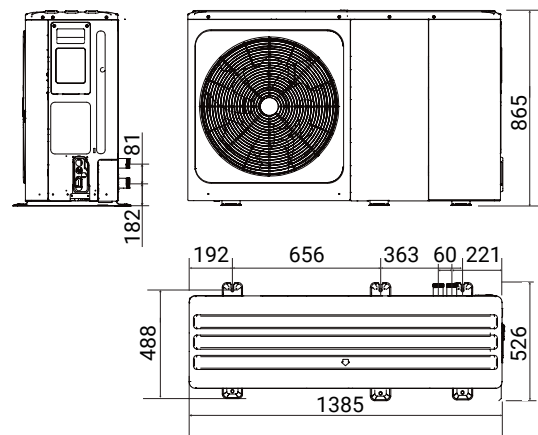



SUPPLEMENTAL  
ELECTRIC HEATING

**5** YEAR  
WARRANTY

3 years full  
5 year compressor  
warranty

## HPAW-8/10/12/14/16 kW



TYPE			HPAW-4	HPAW-6 NE	HPAW-8 NE	HPAW-10 NE	HPAW-12 3N	HPAW-14 3N	HPAW-16 3N	
Voltage/Phase/Frequency			V/PH/Hz		230/1/50			400/3/50		
Heating <sup>2</sup>	Capacity	kW	4,30	6,30	8,10	10,00	12,30	14,10	16,00	
	Rated input	kW	1,13	1,70	2,10	2,67	3,32	3,92	4,57	
	COP		3,80	3,70	3,85	3,75	3,70	3,60	3,50	
Seasonal space heating energy efficiency class <sup>6</sup>	Leaving water temperature 35°C	class	A+++							
	Leaving water temperature 55°C	class	A++							
Sound power level <sup>7</sup>		dB	55	58	59	60	65	65	68	
Unit dimensions (W×H×D)		mm	1295x718x429			1385x865x526				
Outdoor air temperature range	Cooling	°C	-5 – +43							
	Heating	°C	-25 – +35							
	DHW	°C	-25 – +43							
Supplemental electric heating	Optional, can be ordered		TYPE: BH30B				TYPE: BH90B/R			
Leaving water temperature range	Cooling	°C	+5 – +25							
	Heating	°C	+25 – +65							
	DHW (tank)	°C	+30 – +60							

<sup>2</sup> Outside air 7°C, 85% R.H., heating water in/out 40/45°C

<sup>6</sup> Seasonal space heating energy efficiency class tests with average climate and normal conditions.

<sup>7</sup> Testing standard: EN12102-1.

<sup>8</sup> Relevant EU standards and legislation: EN14511; EN14825; EN50564; EN12102; (EU) No 811/2013; (EU) No 813/2013; OJ 2014/C 207/02:2014.

# AIR-TO-WATER HEAT PUMP



SILENT




HIGH TEMPERATURE  
HEATING WATER

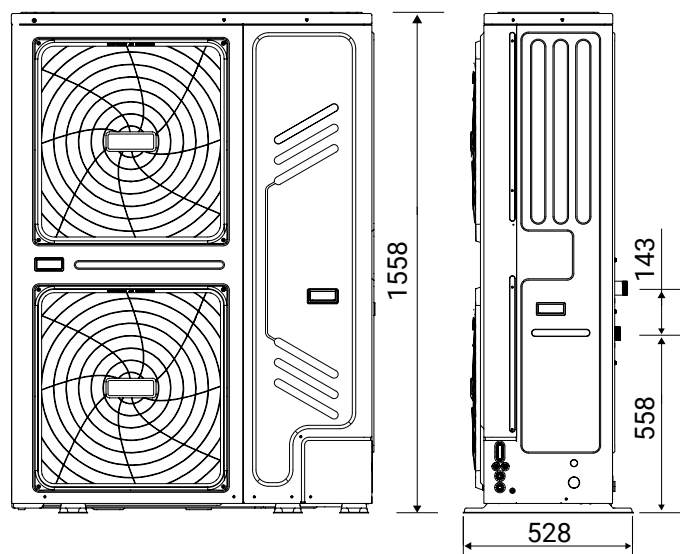


IT WORKS EVEN  
IN COLD AMBIENT  
TEMPERATURE

## HPAW-18/22/26/30 kW

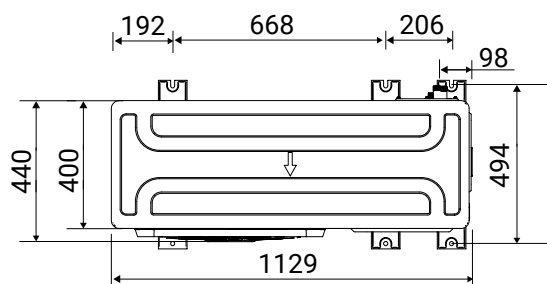


SUPPLEMENTAL  
ELECTRIC HEATING



**5**  
YEAR  
WARRANTY

3 years full  
5 year compressor  
warranty



**hajdu**  
HPAW



TYPE			HPAW-18 3N	HPAW-22 3N	HPAW-26 3N	HPAW-30 3N
Voltage/Phase/Frequency			V/PH/Hz 380-415/3/50			
Heating <sup>2</sup>	Capacity	kW	18,00	22,00	26,00	30,00
	Rated input	kW	5,17	6,47	8,39	10,35
	COP		3,50	3,40	3,10	2,90
Seasonal space heating energy efficiency class <sup>6</sup>	Leaving water temperature 35°C	class	A+++			A++
	Leaving water temperature 55°C	class	A++			A+
Sound power level <sup>7</sup>		dB	71	73	75	77
Unit dimensions (W×H×D)		mm	1129x1558x440			
Outdoor air temperature range	Cooling	°C	-5 – +46			
	Heating	°C	-25 – +35			
	DHW	°C	-25 – +43			
Supplemental electric heating	Optional, can be ordered		TYPE: BH90B/R			
Leaving water temperature range	Cooling	°C	+5 – +25			
	Heating	°C	+25 – +60			
	DHW (tank)	°C	+25 – +60			

<sup>2</sup> Outside air 7°C, 85% R.H., heating water in/out 40/45°C

<sup>6</sup> Seasonal space heating energy efficiency class tests with average climate and normal conditions.

<sup>7</sup> Testing standard: EN12102-1.

<sup>8</sup> Relevant EU standards and legislation: EN14511; EN14825; EN50564; EN12102; (EU) No 811/2013; (EU) No 813/2013; OJ 2014/C 207/02:2014.



RENEWABLE  
ENERGY

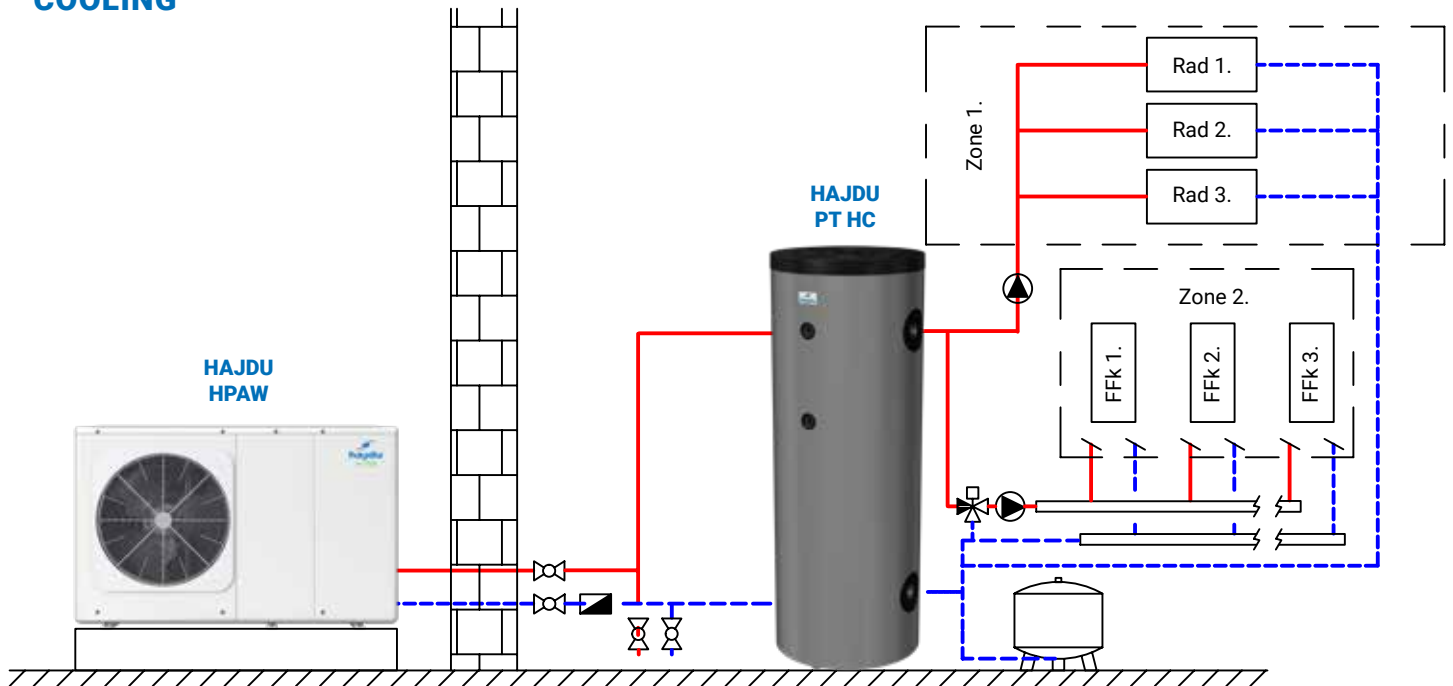


ENERGY  
SAVING

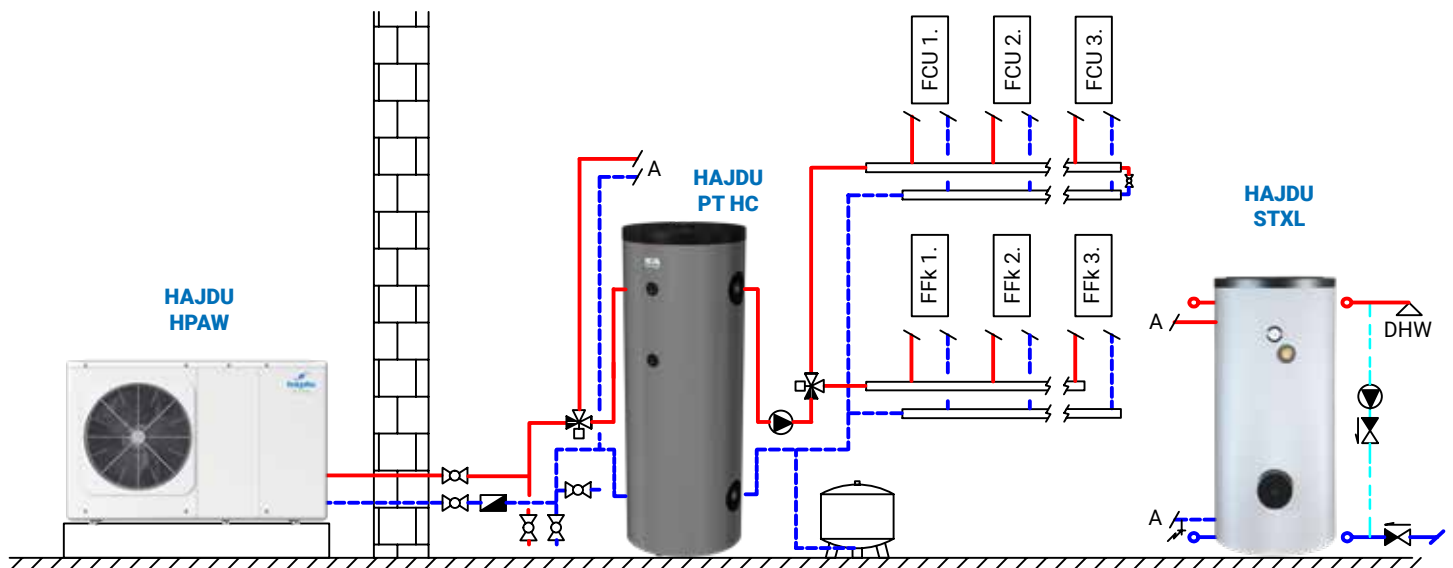


CAN BE CONTROLLED  
FROM MOBILE

## HEAT PUMP FOR HEATING AND COOLING



## HEAT PUMP FOR HEATING, COOLING AND HOT WATER





RENEWABLE  
ENERGY

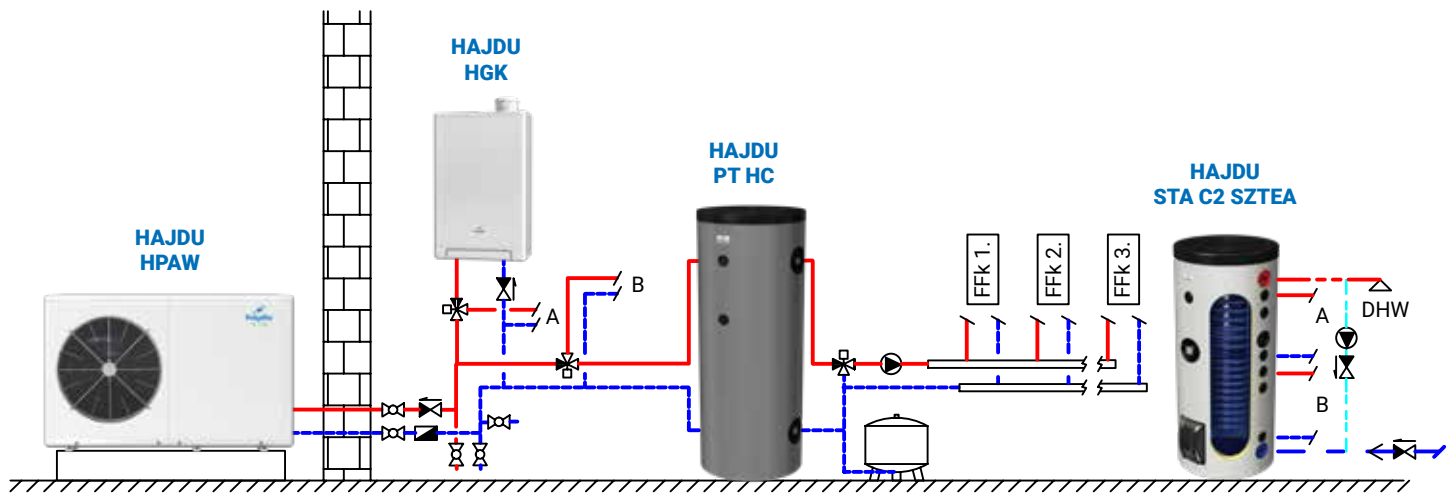


ENERGY  
SAVING

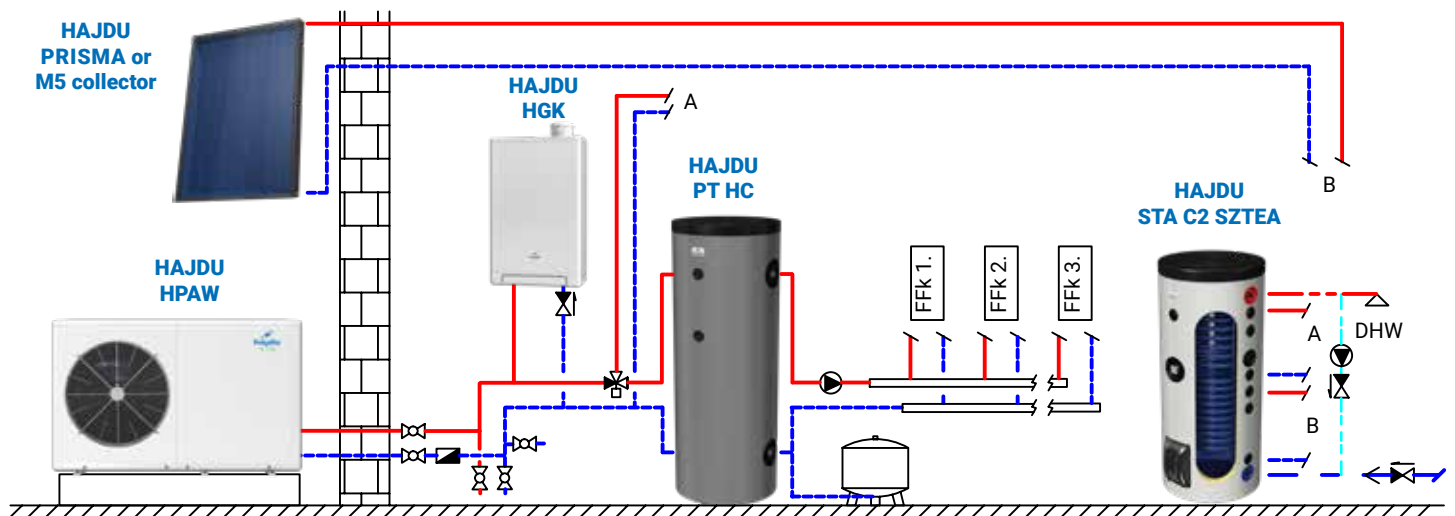


CAN BE CONTROLLED  
FROM MOBILE

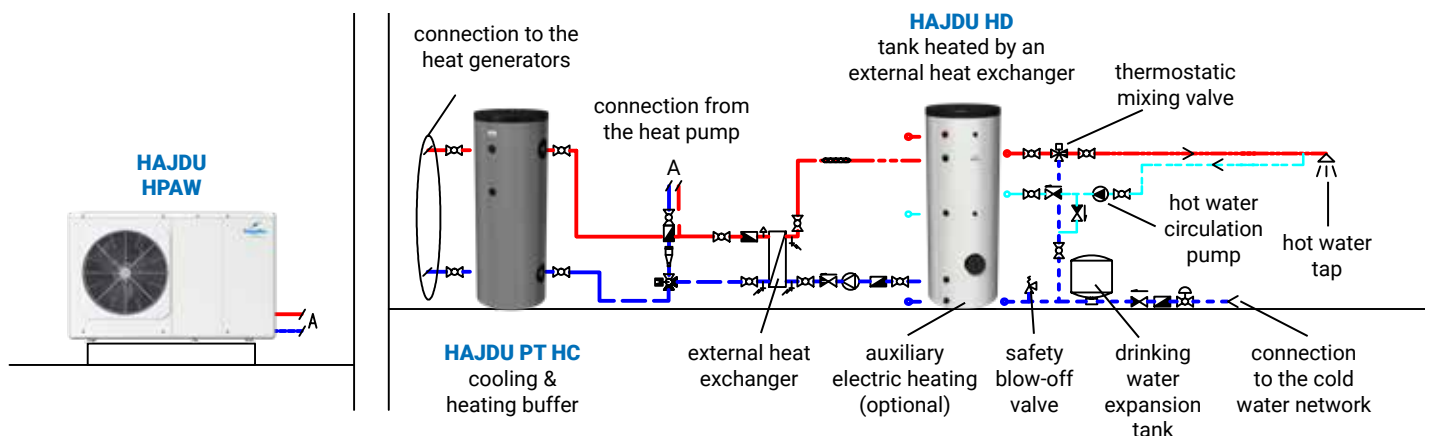
## HYBRID SYSTEM FOR HEATING, COOLING AND HOT WATER



## HEAT PUMP, BOILER AND SOLAR COLLECTOR FOR HEATING, COOLING AND HOT WATER



## HD STORAGE CONNECTION DIAGRAM



A close-up, warm-toned photograph of a woman with dark hair, smiling and looking down at her hands. She is cupping her hands under a chrome faucet in a kitchen sink. Water is flowing from the faucet into her hands. The background is softly blurred, showing a typical kitchen environment.

# ELECTRIC OPEN OUTLET WATER HEATERS

**HAJDU free outflow** (open system) **electric water heaters** are suitable for applications that require less water (kitchen sink, handwashing facility). The appliances can only supply one water withdrawal location, and be operated reliably using the faucet provided by the manufacturer. **It is forbidden to use a faucet with shower or brush head.** The stored hot water is suitable for both sanitary and eating purposes. The small-footprint appliances can be mounted on the wall vertically only, either above or under the basin, sink or kitchen counter. The external casing of water heaters is made of high gloss white, high-strength plastic. The desired water temperature can be set using a knob.

# OPEN OUTLET WATER HEATERS SUPPLYING ONE WATER WITHDRAWING LOCATION



FAST WATER HEAT-UP,  
HOT WATER IN AS  
SHORT AS 10 MINUTES



ADJUSTABLE  
WATER  
TEMPERATURE



FAUCET  
INCLUDED

## AQ 5 F



**4** YEAR  
WARRANTY

1 years full  
4 year tank warranty

## AQ 5 A



## MC5



**5** YEAR  
WARRANTY

2 years full  
5 year tank warranty

## MCA5



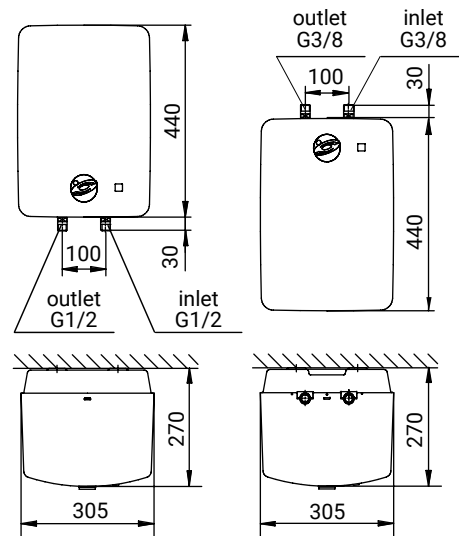
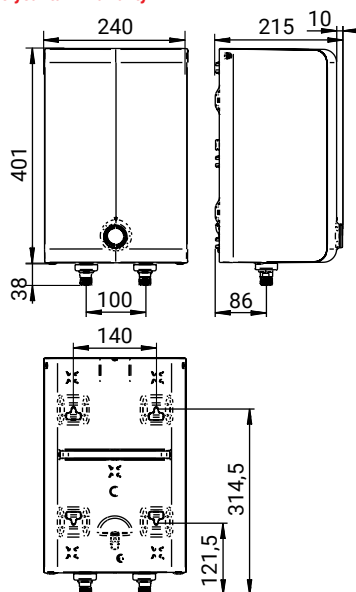
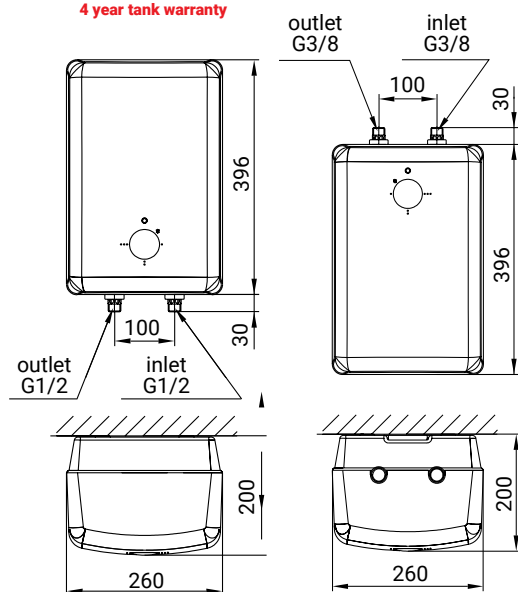
## FT10



**5** YEAR  
WARRANTY

2 years full  
5 year tank warranty

## FTA10



• **Accessories:** faucet, connection pipe

TYPE		AQ 5 F (above-sink)	AQ 5 A (under-sink)	MC5 (above-sink)	MCA5 (under-sink)	FT10 (above-sink)	FTA10 (under-sink)
Volume	[litre]	5		5		10	
Lenght	[mm]	396		401		470	
Width	[mm]	260		240		305	
Depth	[mm]	200		215		270	
Water connection		G1/2	G3/8	G1/2	G3/8	G1/2	G3/8
Rated operating pressure	[MPa]	0					
Electric power	[kW]	1,5		2		1,5	
Heat-up time from 15°C to 65°C	[minute]	14		11		20	
Weight	[kg]	3,5		3,6		5	
Hot water temperature	[°C]	adjustable, max. 80		adjustable, max. 75		adjustable, max. 80	
Maximum load profile		XXS		XXS		S	
Energy efficiency class		A		A		C	

# BUFFER STORAGE TANKS

**The energy store for buffer storage heating systems.** Buffer storage tanks compensate for the differences between the times when energy is generated and when there is an actual energy demand, thereby ensuring efficient heating energy use.

The **PT...CF** models include an internal heat exchanger for the direct connection of heat generator equipment, and a flexible stainless steel heat exchanger for domestic hot water production.

The **AQ PT** are available both without, and with single or double heat exchanger. The double heat exchanger versions allow greater flexibility when used with heat generator equipment.

The storage tanks have thermal insulation, which can be installed on site for volumes of at least 500 litres. This solution makes it easier to transport and install the tanks.

**The PT HC models serve as the energy storage for heating and cooling systems.** They are recommended primarily for heat pump systems.



# HEATING BUFFER STORAGE TANKS

PT...



**3** YEAR  
WARRANTY  
3 years full



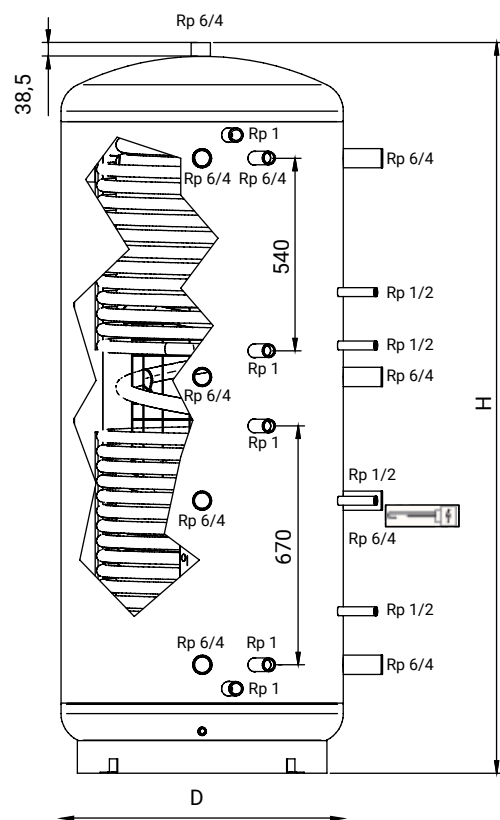
HEAT STORAGE FOR  
HOT WATER BASED  
CLOSED OR OPEN  
HEATING SYSTEMS



WITH DRAIN  
STUB



POSSIBILITY FOR  
INTEGRATION IN SOLAR  
SYSTEMS



• Supplied with insulation.

TYPE	PT 300	PT 300 C	PT 500 CF.2	PT 500 C2F.2	PT 500 C2.2	PT 500 C.2	PT 500.2	PT 750 CF.2	PT 750 C2F.2	PT 750 C2.2	PT 750 C.2	PT 750.2	PT 1000 CF.2	PT 1000 C2F.2	PT 1000 C2.2	PT 1000 C.2	PT 1000.2
Rated volume [litre]	300				500					750						1000	
Height H [mm]	1535				1636					1668						2048	
Tilt height [mm]	-				1670					1730						2090	
Diameter (without insulation) D [mm]	-				650							792					
Diameter (with insulation) [mm]	660				870							1012					
<b>Maximum operating pressure</b>																	
- tank [MPa]		0,6								0,3							
- bottom heat exchanger [MPa]	-	0,6	-		0,6	-			0,6		-			0,6			-
- top heat exchanger [MPa]	-		-		0,6	-			0,6		-			0,6			-
- Stainless steel heat exchanger [MPa]	-		1			-			1		-			1		-	
Water connection									Rp 6/4								
Electric heating element connection									Rp 6/4								
Sensor connections									Rp 1/2								
Heat exchanger connections	-	Rp3/4							Rp 1								
Surface of bottom heat exchanger [m²]	-	1,5	-		2,34		-		2,74		-			3,13			-
Surface of top heat exchanger [m²]		-		1		-			1,7		-			2,3			-
Stainless steel heat exchanger [m²]	-		5			-		6		-			7,5			-	
Weight (with insulation) [kg]	78	89	122	147	120	105	69	155	187	160	132	90	180	217	189	153	105
Heat loss [W]	86				77												
Energy efficiency class	C				B												
Part number of heating element	6297129755							2419991046; 2419991047									



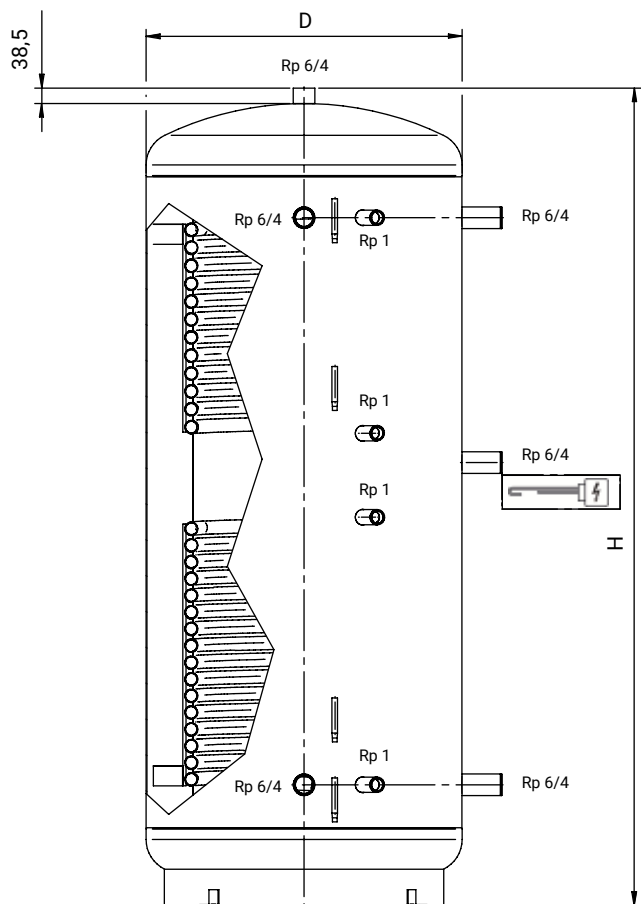
HEAT STORAGE FOR  
HOT WATER BASED  
CLOSED OR OPEN  
HEATING SYSTEMS



POSSIBILITY FOR  
INTEGRATION IN SOLAR  
SYSTEMS

# HEATING BUFFER STORAGE TANKS

## AQ PT... ErP



## AQ PT... ErP



**3**  
YEAR  
WARRANTY

3 years full

- The tank is supplied without insulation.

TYPE		AQ PT 500 ErP	AQ PT 750 ErP	AQ PT 1000 ErP	AQ PT 1500 ErP	AQ PT 2000 ErP	AQ PT 500C ErP	AQ PT 750C ErP	AQ PT 1000C ErP	AQ PT 1500C ErP	AQ PT 2000C ErP	AQ PT 500C2 ErP	AQ PT 750C2 ErP	AQ PT 1000C2 ErP	AQ PT 1500C2 ErP	AQ PT 2000C2 ErP	
Rated volume	[litre]	500	750	1000	1500	2000	500	750	1000	1500	2000	500	750	1000	1500	2000	
Height (with insulation) H	[mm]	1670	1860	2047	2190	2185	1670	1860	2047	2190	2185	1670	1860	2047	2190	2185	
Tilt height	[mm]	1700	1896	2080	2240	2275	1700	1896	2080	2240	2275	1700	1896	2080	2240	2275	
Diameter (without insulation) D	[mm]	650	790	1000	1150	650	790	1000	1150	650	790	1000	1150	1000	1150	1150	
Diameter (with insulation)	[mm]	850	990	1200	1350	850	990	1200	1350	850	990	1200	1350	1200	1350	1350	
Maximum operating pressure																	
– tank	[MPa]	0,3															
– bottom heat exchanger	[MPa]	–					0,6										
– top heat exchanger	[MPa]	–										0,6					
Water connection		Rp6/4															
Electric heating element connection		Rp6/4															
Temperature sensor		D14 outer pocket tube															
Heat exchanger connections		–					Rp1										
Surface of bottom heat exchanger	[m²]	–					1,7	2,9	3,1	3,6	4,2	1,7	2,9	3,1	3,6	4,2	
Surface of top heat exchanger	[m²]	–										1	1,8	2,3	2,4	2,8	
Weight (without insulation)	[kg]	66	90	101	182	211	92	126	150	233	274	103	154	187	266	329	
Heat loss	[W]	114	–				114	–				114	–				
Energy efficiency class		C	–				C	–				C	–				
Part number of heating element		6297129755; 2419991056; 2419991057; 2419991046															

# HEATING-COOLING BUFFER STORAGE TANKS

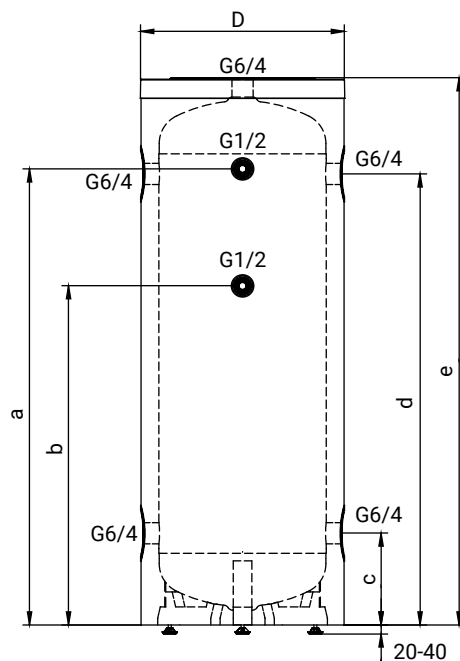


OPTIONAL  
INTEGRATION INTO  
A COOLING SYSTEM



EXCELLENT CLOSED  
CELL INSULATION

## PT HC...

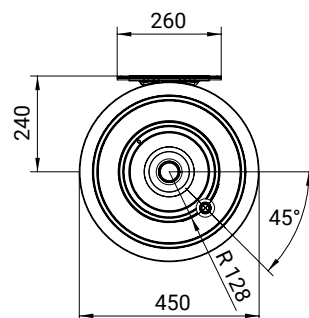
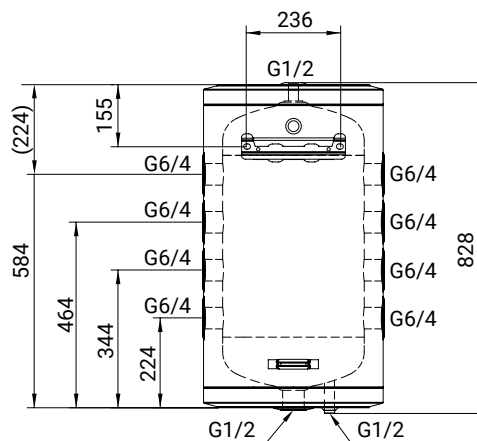


TYPE		PT HC 100	PT HC 200
Volume	[litre]	100	200
e (Height)	[mm]	874	1474
D (Diameter)	[mm]	546	
b	[mm]	433	913
c		247	
d		614	1214
a		628	1228
Water connection		G6/4	
Rated operating pressure [MPa]		0,3	
Connection of heat sensor		G1/2	
Weight	[kg]	28	40
Heat loss	[W]	39	65
Energy efficiency class		B	C

## PT HC...F

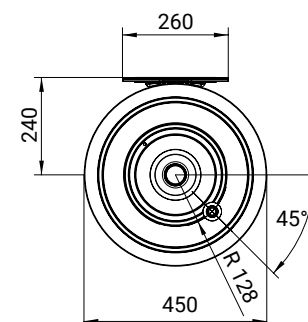
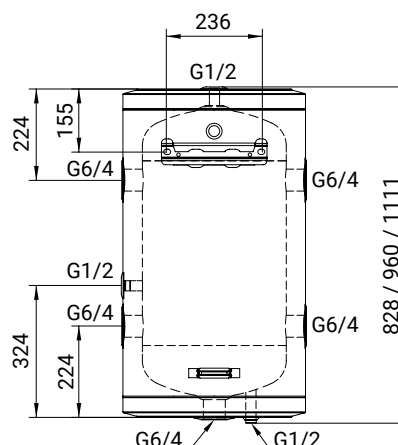


**PT HC 60 F**  
(4+4 connections)



**3** YEAR  
WARRANTY  
3 years full

**PT HC...F**  
(2+2 connections)



TYPE		PT HC 60F	PT HC 80F	PT HC 100F	PT HC 60F 4+4
Volume	[litre]	60	80	100	60
h (Height)	[mm]	829	960	1111	829
D (Diameter)	[mm]	450			
Water connection		G6/4			
Max. operating pressure [MPa]		0,3			
Connection of heat sensor		G1/2			
Weight	[kg]	22	27	28	23
Heat loss	[W]	36	40	42	36
Energy efficiency class		B	B	B	B



## GAS-FIRED APPLIANCES

**Gas-fired storage water heaters** are available in two designs: chimney vented and non chimney vented. They are wall-mounted, closed system appliances that can supply multiple water withdrawal locations and faucets with shower. The desired water temperature can be set using a knob. Non chimney vented models have the ODS (Oxygen Depletion Sensor) safety device, i.e. the appliance will turn off before the oxygen content of air decreases to a level constituting health hazard.

HAJDU **condensation gas boilers** offer an all-round solution for setting up heating and hot water systems. Moreover, they are perfectly suitable for integration in solar systems. These are wall-mounted. A specially designed heat exchanger makes enables the production of heat and hot water independently from each other. The heat exchanger is made of aluminium and copper, which ensures a long service life. The application of the most advanced condensation technique results in the highest operational efficiency in this category, while also making the boiler environment-friendly. Since the appliance has neither a sequence valve nor a lamella heat exchanger, it does not require maintenance or replacement of these components either. They are compact appliance with small-footprint, easy and convenient to use, and they require minimum maintenance.

The control of the boiler allows the setting of three types of water heater functions, as needed (conventional – ON/OFF, Comfort – preheated heat exchanger, and ECO – self-learning).

These boilers can be connected to an indirect storage unit. They feature a highly energy-efficient modulation pump. The built-in RF module enables wireless remote control of the boilers via the use of a wireless radio frequency room thermostat. Accurate modulation and the special heat exchanger enable the boiler to function according to the customer's specific needs, whereby they can operate with high water-side efficiency in both heating and water heating mode. While normally running on natural gas (G20), they can be transformed to run on propane (G31).

The appliances are available in versions with maximum heating power of 18, 23, 26, 28, 32 and 41 kW. For higher power requirements, cascading can be applied. The control electronics of the boilers have a built-in weather-aware regulator that enables optimal heating via the connection of an optional external temperature sensor. The boilers can be ordered with a radio frequency room thermostat, HAJDU flue gas deflectors, mounting brackets, as well as a closed expansion tank with safety valve.

# GAS-FIRED HOT WATER STORAGE TANKS, CHIMNEY VENTED AND NON CHIMNEY VENTED DESIGN



CAPABLE OF SUPPLYING  
MULTIPLE WATER  
OUTLETS



ENERGY CLASS  
„A“



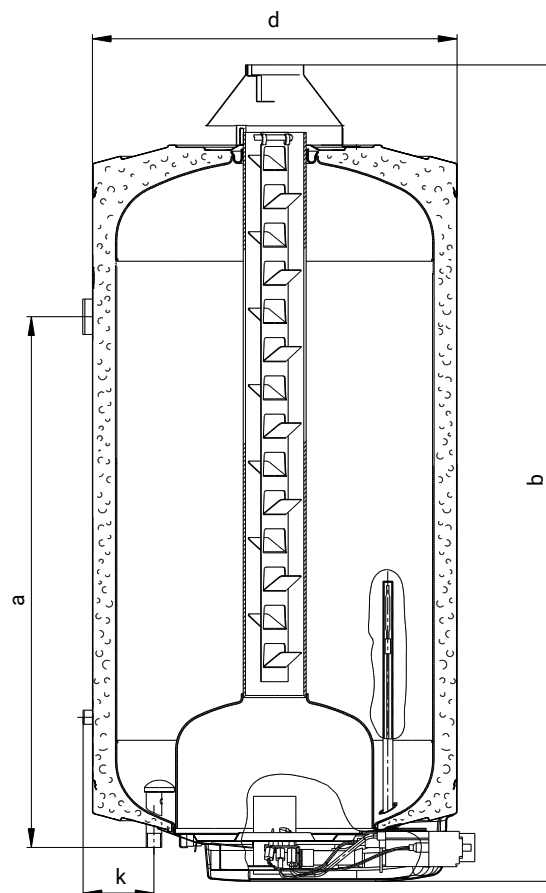
FAST  
HEAT-UP

GB...



**7** YEAR  
WARRANTY

2 years full  
7 year tank warranty



TYPE		CHIMNEY VENTED			NON CHIMNEY VENTED	
		GB80.1	GB120.1	GB150.1	GB80.2	GB120.2
Volume	[litre]	80	120	150	80	120
b	[mm]	877	1152	1352	859	1124
d	[mm]	515				
a	[mm]	500	750	1015	500	750
k	[mm]	100				
Flue gas deflection Ø	[mm]	80			-	
Water connection		G1/2				
Rated operating pressure	[MPa]	0,6				
Heating capacity for H-gas	[kW]	5,3	5,6	6,3	2	
Heating capacity for S-gas	[kW]	4,6	4,8	5,7	2	
Efficiency	[%]	93	95	94	93	
Heat-up time from 15°C to 65°C	[hour, minute]	0,76	1,08	1,35	2,02	3,03
Gas consumption	[m³/h]	0,56	0,59	0,67	0,21	
Net weight	[kg]	34	44	52	35	45
Hot water temperature	[°C]	adjustable, max. 80				
Flame supervision		thermoelectric				
Maximum load profile		M	L	L	M	L
Energy efficiency class		A	A	A	A	A



0% HEAT  
EXCHANGER  
FAILURE



TRIPLE  
MODULATION



HAJDU  
FLUE GAS  
DEFLECTOR



C63  
CERTIFICATE

## HGK SMART AND HGK



**6** YEAR  
WARRANTY

2 years full  
6 year heat exchanger leakage



TYPE	HGK-24	HGK-28	HGK-36	HGK-47	HGK Smart 24	HGK Smart 28	HGK Smart 36
------	--------	--------	--------	--------	--------------	--------------	--------------

### DOMESTIC HOT WATER (DHW)

Nominal output	5,6 - 22,1	7,1 - 28,0	7,2 - 32,7	7,2 - 32,7	5,5 - 23,3	7,2 - 29,1	7,5 - 32,7
DHW threshold	2				1,5		
DHW flow at 60 °C	6	7,5	9		6	7,5	9
DHW flow at 40°C	10	12,5	15		10	12,5	15
DHW temperature	60						
DHW supply time	<1						
Water heater efficiency	83	85		87	84		87

### HEATING

Nominal output 80/60°C	5,4 - 17,8	6,9 - 22,8	7,1 - 26,3	7,7 - 40,9	5,5 - 22,7	7,2 - 28,4	7,5 - 32,1
Nominal output 50/30°C	5,9 - 18,5	7,6 - 23,4	7,8 - 27,1	8,5 - 42,2	5,9 - 23,3	7,7 - 29,1	8,2 - 32,7
Max. heating water pressure	0,3						
Max. heating water temperature	90						
Gas consumption (G20)	0,59 - 2,30	0,75 - 2,90	0,75 - 3,40	0,8 - 4,41	0,59 - 2,30	0,75 - 2,90	0,75 - 3,40
Seasonal room heating efficiency	93			92	93		94

### ELECTRICAL DATA

Rated voltage	230		
Protection	IP44		
Energy consumption at full load	80	135	80
Energy consumption in standby mode	2		

### BOILER DIMENSIONS AND WEIGHT

Height	590	650	710		590	650	710
Width	450						
Depth	240						
Weight	30	33	36		30	33	36

### ENERGY EFFICIENCY

Maximum load profile	L	XL	XL	XL	L	XL	XL
Energy efficiency class (heating)	A	A	A	A	A	A	A
Energy efficiency class (water heating)	A	A	A	A	A	A	A



## ELECTRIC BOILER

The HAJDU electric boiler is suitable for producing heating water, and—when used in combination with a diverter valve and an indirect hot water tank—for domestic hot water production as well.

During operation, domestic hot water production has priority over space heating. The heating and domestic hot water functions can be limited during installation by the technician. The permitted operating modes (heating / domestic hot water production) can later be restricted or re-enabled by the user.

  
**hajdu**

with renewable energy!



FOR HEATING  
AND DHW  
PRODUCTION



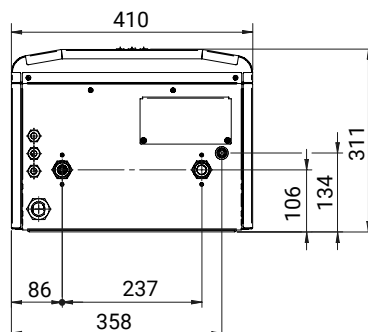
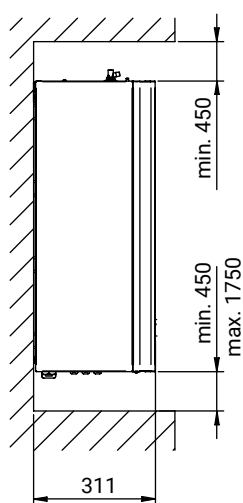
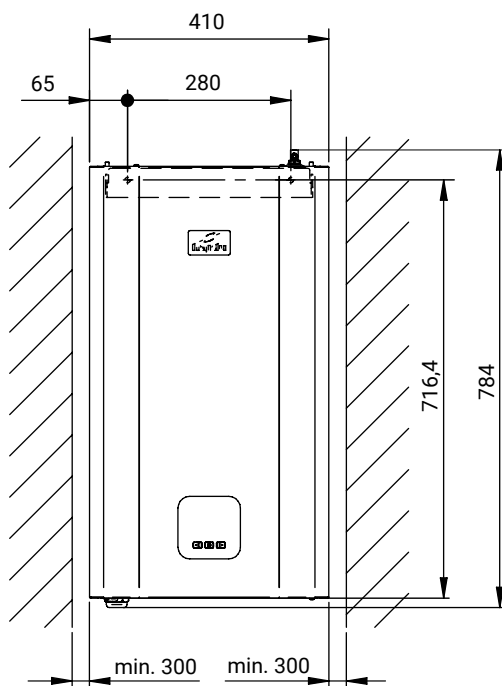
WIDE-RANGE  
POWER  
MODULATION



ANTI-BLOCKING  
PROTECTION  
FOR THE PUMP

# ELECTRIC BOILER

## HEK...



**5** YEAR  
WARRANTY

3 years full  
5 year tank warranty

TYPE		HEK-6	HEK-9	HEK-12	HEK-14	HEK-18	HEK-21	HEK-24	HEK-28
Lenght	[mm]	784							
Width	[mm]	410							
Depth	[mm]	311							
Max. heating water pressure	[MPa]	0,3							
Water connection		G3/4							
Rated voltage		~230V, ~3x400V		~3x400V					
Rated power	[kW]	6	9	12	14	18	21	24	28
Power modulation step	[kW]	2	3	2	2,33	3	2,33	2	2,33
Weight	[kg]	32	32	32	32	33	34	36	36
IP rating	[IP]	IP20							
Energy efficiency class		D	D	D	D	D	D	D	D

# SOLAR COLLECTORS

## Flat collectors

A solar collector produces heat energy directly from solar energy, which can be used for heating and water heating. (Not to be confused with solar panels, which convert solar energy into electricity.)

With a lifespan of several decades, Hajdu flat-plate solar collectors provide a long lifetime of proper operation. They can also withstand extreme weather conditions thanks to their tempered or special polymer-coated solar glass. It is less sensitive to overheating, as in summer evenings the control unit recirculates the hot water to cool the system.

Maintenance requirements every two years are much lower than for other technologies. Their monolithic design provides robust construction, corrosion protection, eliminates thermal bridges and gives a clean, modern look. Our Prisma models are manufactured to perfection to seal and vapour-proof the collector housing and the glass facade.





70% ENERGY  
SAVING



VARIOUS ROOF  
MOUNTING KITS  
(FOR ANGLED AND  
FLAT ROOF)



RENEWABLE  
ENERGY

## M5-210



5 years full

## PRISMA



TYPE		M5-210	Prisma 2.0
<b>COLLECTOR</b>			
Dimensions: height/width/thickness	[mm]	1696/1230/86	1625/1235/85
Weight	[kg]	42	29
Gross surface area	[m <sup>2</sup> ]	2,09	2
Cover		3,2 mm heat treated glass	3,2 mm heat treated glass
Glass surface (aperture)	[m <sup>2</sup> ]	1,96	1,91
<b>ABSORBER</b>			
Type		1,99	1,90
Material		Selectively coated 0,5 mm aluminium plate and copper tube, D = 8 mm	Selectively coated 0,3 mm aluminium plate and copper tube, D = 8 mm
Coating		selective	selective
Absorption factor		a > 0,95	a > 0,96
Emission factor		e < 0,035	e < 0,03
Optical efficiency $\eta_{0b}$		0,795	0,78
Maximum efficiency $\eta_0$		0,78	0,76
Efficiency factor $a_1$	[W/(m <sup>2</sup> K)]	3,75	2,99
Efficiency factor $a_2$	[W/(m <sup>2</sup> K)]	0,016	0,027
Volume	[litre]	1,6	1,38
<b>INSULATION AND HOUSING</b>			
Insulating material		rock wool	glass wool
Insulation thickness	[mm]	40	30
Casing (frame/back plate)		anodised aluminium	Pre-painted zinc coated alloy-steel
Sealing		EPDM	Colofast (BASF)
Connector size	[mm]	22	22
<b>LIMIT VALUES</b>			
Maximum operating temperature	[°C]	175,7	180
Maximum operating pressure	[MPa]	1	1
Energy output (Germany, Würzburg)	[kWh/m <sup>2</sup> /year]	1026	947
<b>CERTIFICATION</b>			
EN 12975-2/ISO 9806-1 - Solar Keymark			
National Technical Assessments (NMÉ) (Government Decree No. 275/2013 (VII.16.))			

# SOLAR SYSTEMS

Solar collectors absorb sunrays and transform them into heat, which is then delivered to the antifreeze fluid circulated inside of it. The absorber surface of the collectors has a special selective coating, which guarantees high efficiency, good heat resistance and long service life. A pump helps to transfer the fluid from the collector to the hot water tank, where it passes the solar energy through an internal heat exchanger.

The functioning of the system is constantly monitored by a solar regulator that starts or stops the pump depending on the temperature measured by sensors.

Solar systems can be added auxiliary electric heating built into the storage tank or central heating support. For solar collectors, the other elements required to operate the system - hot water storage tank, solar control, expansion tank - are also available.

In addition to the solar collectors, our company also provides all additional components required for functioning of the system (storage tank, solar regulator, expansion vessel). Solar energy produced by these appliances can – in the case of water heating – supply 70–80% of the annual energy demand.





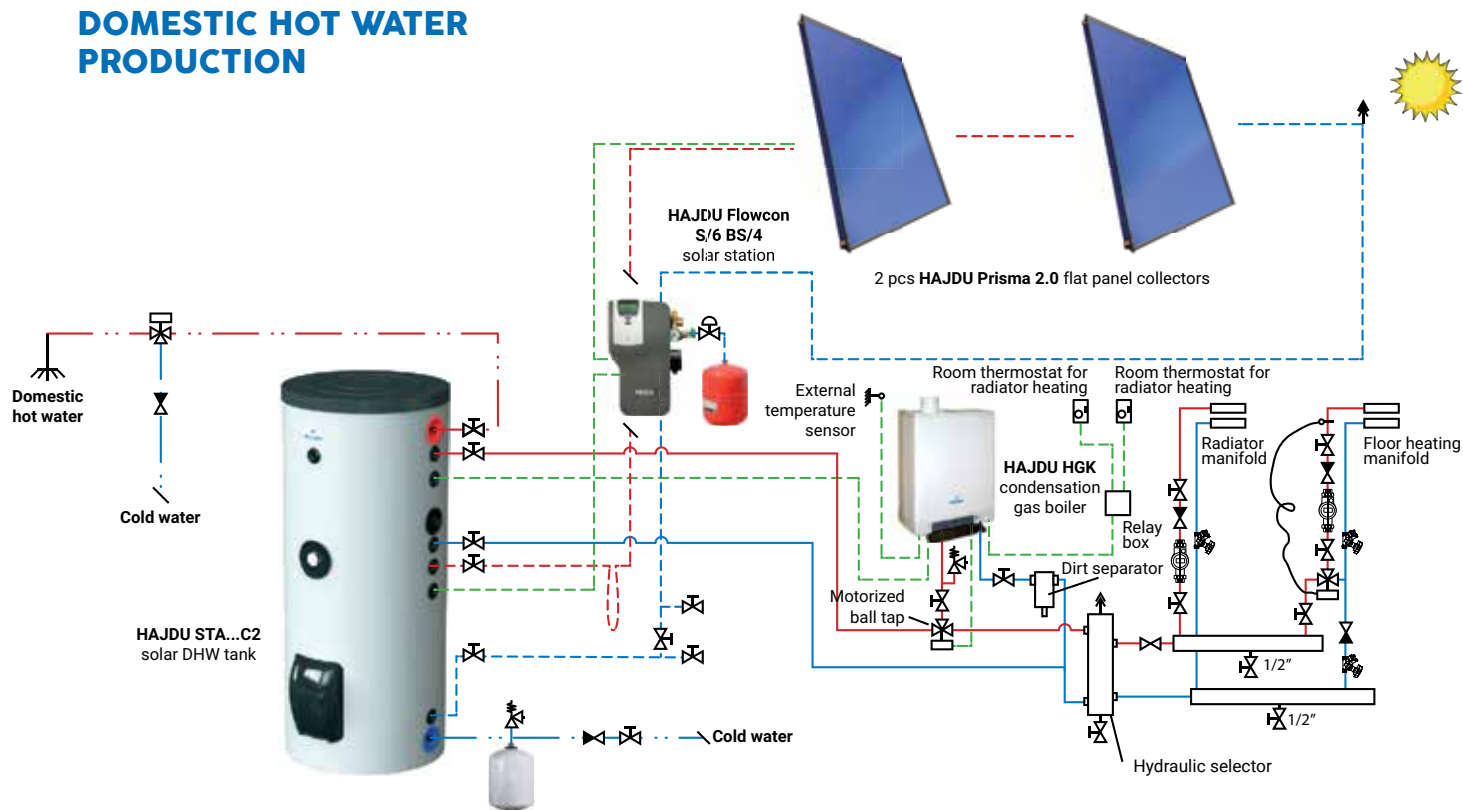
70% ENERGY  
SAVING



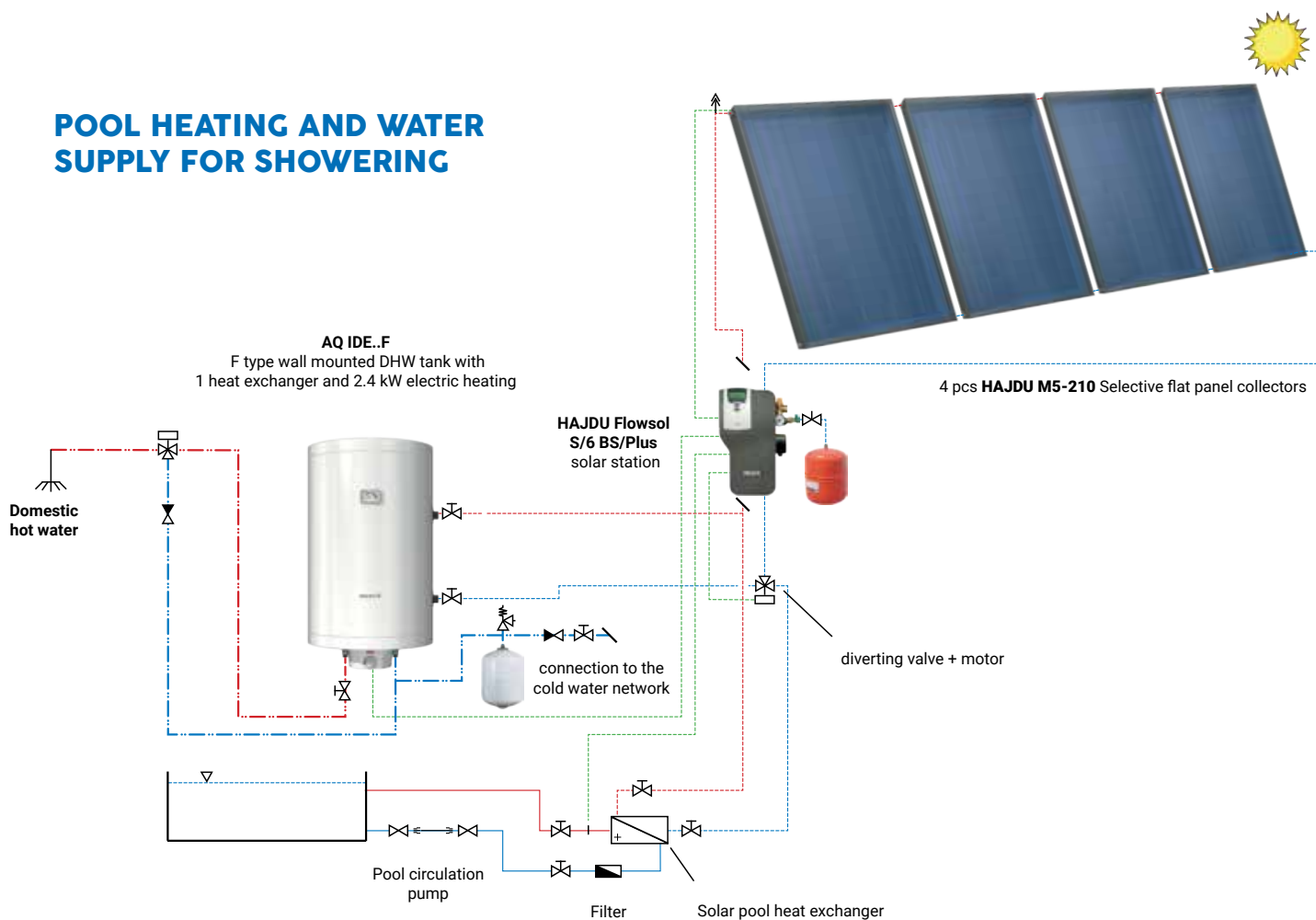
RENEWABLE  
ENERGY

# SOLAR SYSTEMS

## DOMESTIC HOT WATER PRODUCTION



## POOL HEATING AND WATER SUPPLY FOR SHOWERING



# SOLAR SYSTEMS

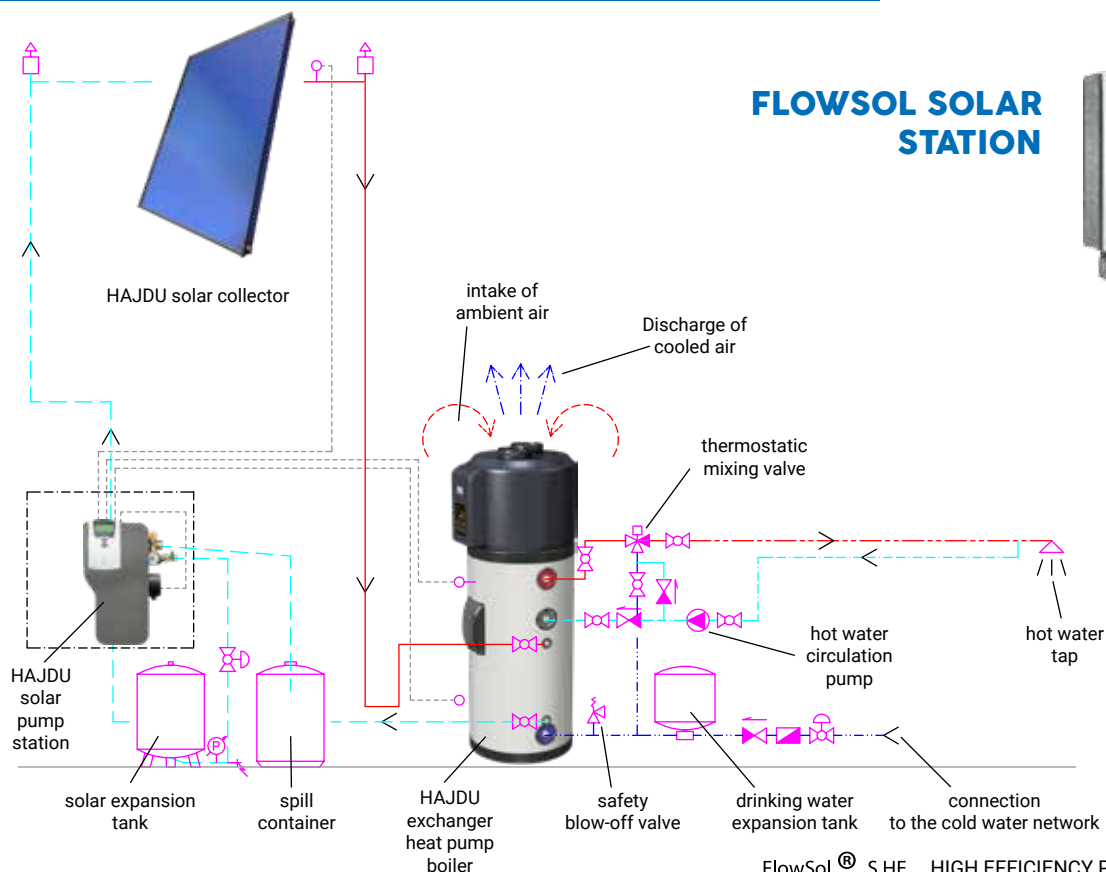


70% ENERGY  
SAVING

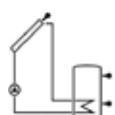


RENEWABLE  
ENERGY

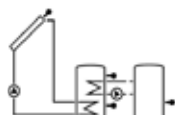
## FLOWSOL SOLAR STATION



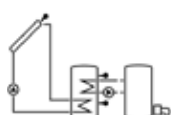
## FLOWSOL SYSTEM DESIGNS



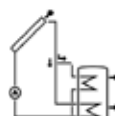
Normal solar system



Solar system with heat exchanger



Solar system with reheating



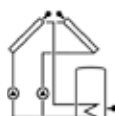
Solar system tanks with layer filling



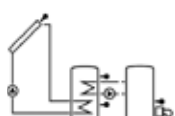
2 tank solar system with valve logic



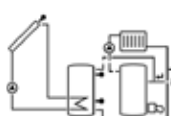
2 tank solar systems with pump logic



Solar system with 2 collectors and 1 storage tank



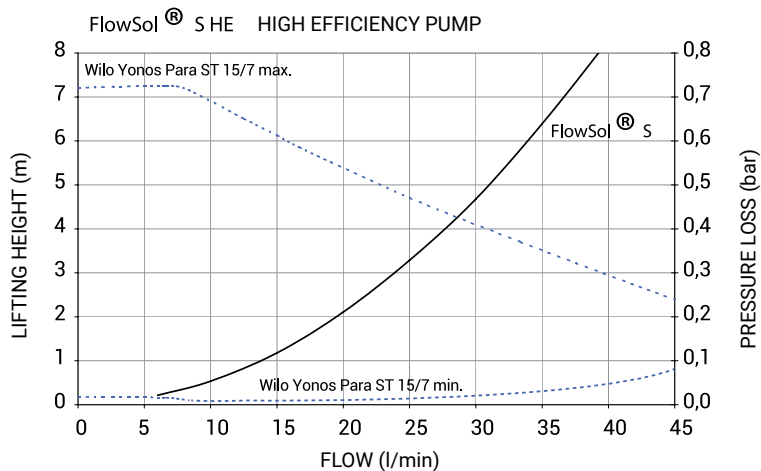
Solar system with reheating by solid-fired boiler



Solar system with return temperature increase in heating circuit



Normal solar system with residual heat removal



### TECHNICAL SPECIFICATIONS

Accelerating pump	Wilo Yonos Para ST 15/7.0 PWM2 ERP ready
ErP power consumption (at 50% power)	[W] 23
Safety valve	[bar] 6
Pressure gauge	[bar] 0..10
Flowmeter	[litre/minute] 1..13
Closing assembly	1 pc one-way ball valve + 1 pc ball valve in the rotameter
Filling & discharge assembly	2 pcs ball valves
Expansion tank connection	RP 3/4"
Connector size for solar circuit lines	RP 3/4"
Maximum medium temperature	95°C
Maximum pressure	[bar] 6
Medium	solar anti-freeze agent, mixture of propylene glycol and water up to 1: 1 dilution ratio
Dimensions (measured with thermal insulation)	[mm] 430 x 223 x 193
Materials and fittings	brass
Seals	AFM 34
Thermal insulation foam	EPP



UP TO 97% HEAT  
RECOVERY  
EFFICIENCY



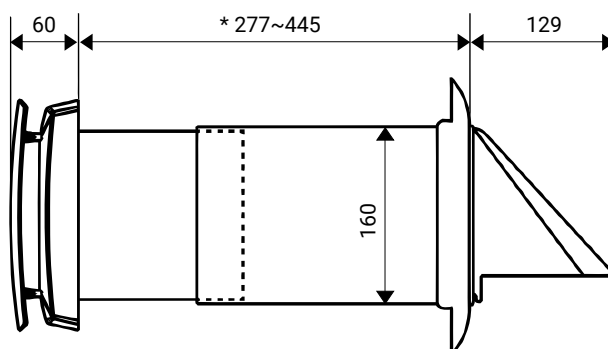
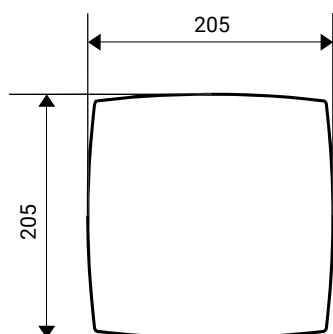
CO<sub>2</sub>  
SENSOR



WI-FI  
CONTROLLABLE

# SINGLE ROOM ENERGY RECOVERY VENTILATOR

## AIR HR 60



\*The size can be customized within the given range (277–445 mm), and can be extended up to 600 mm with an optionally available extension pipe.

**2**  
YEAR  
WARRANTY

2 years full

\*The air volume in supply/exhaust mode without the F7 filter is approximately 34/56/70 m<sup>3</sup>/h (or 20/33/41.2 CFM), and the related performance parameters adjust accordingly.

### TECHNICAL DATA

Voltage	[V]	100-240		
Frequency	[Hz]	50/60		
Inlet power	[W]	6	7	7,8
Current	[A]	0,04	0,05	0,06
RPM		1000	1500	1800
RPM (max.)		2200		
Air flow in supply/exhaust mode with F7 filter *	[m <sup>3</sup> /h]	20	40	50
Air flow in regeneration mode with F7 filter *	[m <sup>3</sup> /h]	10	20	25
Air flow in supply/exhaust mode with F7 filter *	[CFM]	11,8	23,5	29,4
Air flow in regeneration mode with F7 filter *	[CFM]	5,9	11,8	15
Max. air flow (fan in turbo mode)	[m <sup>3</sup> /h]	60		
Max. air flow (fan in turbo mode)	[CFM]	35		
Sound pressure	[dB(A)]	32,7		
Installation method		wall breach		
Regeneration Efficiency	[%]	Up to 97		
Ingress Protection Rating		IPX4		
Diameter of duct	[mm]	158		
SEC		class A		
Type of installation		Wall mounting		
Net Weight	[kg]	4,2		

# RETROFITTABLE HEATERS



Lower heating element:  
3 × 1.2 kW, 1- or 3-phase compatible



**6104550247**



Lower heating element:  
3 × 1.6 kW, 1- or 3-phase compatible



**6104550248**



Compact upper heating element:  
2 kW, 230 V, 6/4", single-phase



**6419991067**



Upper compact heater:  
3 kW, single-phase



**6104550252**



Upper heating unit:  
6 kW, 6/4", three-phase



**2419991046**



Upper heating unit:  
9 kW, 6/4", three-phase



**2419991047**



Lower heating unit set:  
2.4 kW, single-phase or three-phase



**6104550256**



Lower heating unit set:  
3.2 kW, single-phase or three-phase



**6104550257**



Assembled terminal cover set:  
2.4 kW, single-phase



**6104550188**



Assembled terminal cover set:  
2.4 kW, single-phase



**6104550187**



Heating unit set:  
2.4 kW, single-phase



**6104550271**



Assembled terminal cover set:  
2.4 kW, single-phase



**6104550197**



Lower heating unit:  
7.5 kW, three-phase



**2419991048**



Lower heating unit:  
12 kW, three-phase



**2419991049**



Lower heating unit:  
15 kW, three-phase



**2419991050**



Lower heating unit:  
9 kW, three-phase



**2419991059**



Lower heating unit:  
24 kW, three-phase



**2419991051**



Lower heating unit:  
45 kW, three-phase




**2419991061**

# RETROFITTABLE HEATERS



Ceramic heating unit set:  
2.4 kW, single-phase

🔍 **6104550274**



Preassembled ceramic heating unit set:  
2.4 kW, single-phase

🔍 **6104550320**



Preassembled ceramic heating unit set:  
2.4 kW, single-phase

🔍 **6104550319**



Upper heating unit:  
1.5 kW, single-phase

🔍 **2419991055**



Upper heating unit:  
2 kW, single-phase

🔍 **2419991056**



Upper heating unit:  
4.5 kW, single-phase

🔍 **2419991057**



Lower heating unit:  
5 kW, single-phase

🔍 **2419991100**



Lower heating unit:  
6 kW, three-phase

🔍 **2419991058**



Lower heating unit:  
10 kW, three-phase

🔍 **2419991060**



Compact heating element:  
2 kW, 230 V, 6/4", single-phase

🔍 **6297129754**



Compact heating element:  
3 kW, 230 V, 6/4", single-phase

🔍 **6297129755**



Tubular heating element:  
2.4 kW, 230 V, single-phase

🔍 **6297129607**



BH30B – 3 kW heating cartridge  
for heat pumps, single-phase

🔍 **2244099900**



BH90B/R – 9 kW heating cartridge  
for heat pumps (3 kW on single-phase,  
6 kW on two-phase operation)

🔍 **2244899900**



## **HAJDU Hajdúsági Ipari Zrt.**

4243 Téglás, külterület 0135/9. hrsz.

phone: +36 52 582 700 • email: [hajdu@hajdurt.hu](mailto:hajdu@hajdurt.hu)

[www.hajdurt.hu](http://www.hajdurt.hu)

GPS coordinates  
North 47,71620° and East 21,69445°